

PRODUCT CATALOGUE

2022

BETTER IN MOTION



 **SPORLASTIC**[®]
ORTHOPAEDICS

SPORLASTIC

BETTER IN MOTION

Our mission is to help people to recover and maintain their physical mobility.
As a German, family-owned company with over 150 years of history, we represent excellent quality, cleverly designed products and innovative treatment concepts.

We have had a unique combination of textile, fashion and orthopaedic knowledge at our fingertips for generations.

Together. Better in motion.

In challenging times, you need trust, solidarity and reliability. Do you have any questions about our products or would you like some advice? Then please feel free to contact us. We are there for you, personally and digitally, Monday to Thursday 8 am – 5 pm and Friday 8 am – 4 pm.

Your SPORLASTIC Marketing and Sales Team.



Telephone: +49 7022 705181



Fax: +49 7022 705113



E-mail: info@sporlastic.de



OVER 150 YEARS DYNAMIC TEXTILE HISTORY

The success story of SPORLASTIC is based on our origins: Together with LUISA CERANO GmbH, we belong to the HAUBER Group from Nürtingen near Stuttgart.

Founded in 1870 by Ferdinand Hauber, we have stood for the highest quality and textile expertise in two seemingly different worlds – fashion and orthopaedics – for over 150 years.

The combination of the two worlds unites textiles, fashion and orthopaedic knowledge – successfully implemented in the innovative supports and braces from SPORLASTIC.

As a family company for 5 generations, we present ourselves to you as a competent partner to medicine and the orthopaedics

and health care supply sector. Working with doctors, therapists and technicians, we develop products and solutions for the holistic treatment of the human musculoskeletal system.

After all, we know that the best results are only achieved when skills complement each other.

Conscious handling of the environment and its resources is also very important to us. In addition to various measures to reduce CO₂ emissions at the Nürtingen site, we are also making our products more sustainable. For instance, breathable 3D flat knitted fabric with recycled yarn was specially designed for the SUPREME series.

SPORLASTIC OUR PROMISE OF QUALITY

SPORLASTIC products help to provide optimised rehabilitation and guide people back to mobility more effectively.

Carefully selected materials with tested micro-climate values guarantee excellent skin compatibility. The innovative latex-free 3D flat-knitted fabrics adapt optimally to the physiological movement of the body. This allows functional compression

with a proprioceptive mode of action and an ideal fit.

Advanced knitting technology is used in our products – with intarsia comfort zones and 3D flat knits – as well as seamless bonding of various textile materials, state-of-the-art sandwich constructions and a wealth of sophisticated solutions in the details.

Supports and braces in dynamic quality.



Advanced knitting technology and modern design



Maximum wearing comfort thanks to pleasantly soft material blends



ORGANIC TECHNOLOGY INSPIRED BY NATURE – ENGINEERED BY SPORLASTIC

The organic structure of the **MANU-CAST® ORGANIC** wrist brace is a **real innovation** – inspired by nature.


It gives the wrist brace the **necessary stability** and also provides **lightness and breathability**.

The optimised use of materials and the use of **recycled materials** contribute to the conservation of resources.



ORGANIC FRAME

Optimised fit thanks to excellent adaptability




QUICK CLICK SYSTEM

Simple removal and use of the 3D SPACE KNIT frame pad








3D SPACE KNIT FRAME PAD

Excellent breathability and optimum air circulation thanks to the special spacer knitted fabric



GOOD REASONS FOR THE MANU-CAST® ORGANIC SERIES

-  Lightweight
-  Breathable
-  Optimised fit
-  Recycled materials
-  Digital therapy exercises and application instructions



Granulate from recycled materials

Optimised use of material for more lightness – with high stability due to the organic structure

Excellent breathability and optimum air circulation thanks to the special spacer knitted fabric

MANU-CAST® ORGANIC

More on page 86 – 89

SPORLASTIC

OUR HOLISTIC APPROACH

In combination with medical and physiotherapy measures, SPORLASTIC supports and braces support a **comprehensive treatment concept** that takes into account the causes of the underlying indications. This approach integrates physiotherapy exercises.

Offer your patients true additional benefits:

Patient brochures or **QR codes** on selected products take patients with a **smartphone or tablet** to important product information, as well as **guided therapeutic exercises** designed to promote a faster recovery.

Your patients have universal access to this vital information and exercises and can carry them out by themselves, in keeping with our motto

Physiotherapy to go.



Physiotherapy to go
Access to therapeutic exercises and important patient information via QR code directly on the product



Functional aids and appliances



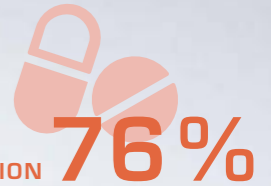
Indication-related therapeutic exercises



Helpful, tried-and-tested training equipment

ALLENSBACH SURVEY

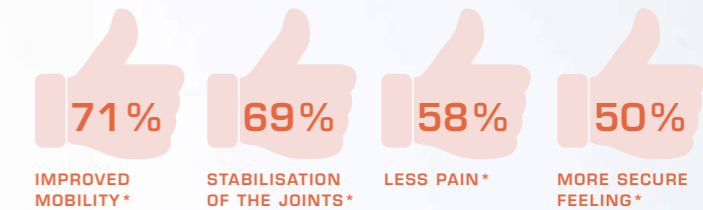
HOW SUPPORTS AND BRACES HELP



LESS PAIN-RELIEVING MEDICATION

According to a representative **Allensbach survey** on the effectiveness of orthopaedic aids, **76%** of wearers of supports/braces who previously had to regularly take pain-relieving medication were now able to **dispense with analgesics either completely or partially as a result of using the aid.***

POSITIVE EFFECTS



SUPPORTS AND BRACES HELP

Orthopaedic aids can specifically help to optimally support the healing process for the underlying indication, alleviate pain and provide secondary preventive protection against further injury.

*Representative survey by the Institute of Public Opinion Research in Allensbach on behalf of eurocom e.V. 2019 – European Manufacturers Federation for Compression Therapy and Orthopaedic Devices: "Use and effectiveness of medical aids"

SPORLASTIC OUR DIGITAL SUPPLY

SPORLASTIC focuses on **digital treatment concepts** that promote efficient and sustainable therapy success. The **combination of orthopaedic aids, sensors and indication-related therapeutic exercises** makes a valuable contribution to supporting an optimal healing process.

GENUDYN® OA SMART Page 47



- + Optimum exercise instructions and control
- + Training programme and intensity according to individual performance
- + 2-sensor technology for reliable angle measurement
- + Digital documentation of the rehabilitation process

Digital training assistant for knee arthrosis



Therapeutic exercises



powered by **re.flex**

SP AIR WALKER SMART Page 27



Digital control of plantar partial weight bearing



powered by **Sens2Go**

- + Relief of the plantar load thanks to the optimised fit
- + Load can be customised
- + Audiovisual feedback when the maximum load is exceeded
- + Monitoring and quality assurance via app

REHAGO Page 95



Virtual reality application for cognitive exercises for neurological conditions



powered by **Rehago**

- + New training possibilities thanks to virtual reality
- + Easy communication between patient and therapist
- + Increased motivation thanks to gamification
- + Digital documentation of the entire rehabilitation process

SPORLASTIC NEURO ORTHOPAEDICS STROKE SOLUTIONS – FOR EVERY TREATMENT CONCEPT

SPORLASTIC NEURO ORTHOPAEDICS products protect vulnerable structures and compensate missing functions. Our products **optimise the return** of patients to their everyday lives - and to mobility.

NEURO-LUX® II Page 67

Functional brace for stabilisation of the shoulder joint in cases of flaccid paralysis

Article No. 07261

MOBILAS® II Page 94

Innovative hand positioning and mobilisation system

Article No. 02810

NEURO-RESTRICT Page 96

Immobilisation brace for CIMT therapy

Article No. 02830

* FOOT-UP® Page 30

Textile foot flexor brace

Article No. 07810

NEURODYN® CLASSIC Page 31

Textile foot flexor brace for the dynamic compensation of flaccid paralysis

Article No. 07077

NEURODYN® SPASTIC Page 31

Textile brace for the compensation of spastic foot flexor paresis

Article No. 07803



NEW REHAGO Page 95

Virtual reality application for cognitive exercises

MANU-HiT® AIR SERIES Page 92/93

Wrist braces with integrated air chamber system for mobilising the hand, wrist, fingers and thumb

Article No. 07355 - 07357

MANU-HiT® DIGITUS Page 91

Wrist brace with finger support

Article No. 07333

NEURODYN® COMFORT Page 32

Foot flexor brace with single-handed closing

Article No. 07830

NEURODYN® DYNAM-X ACTIVE Page 33

Dynamic foot flexor brace with innovative magnetic closure

Article No. 07851

NEURODYN® DYNAM-X FLEX Page 33

Dynamic foot flexor brace with innovative magnetic closure

Article No. 07852

SPORLASTIC KIDS ORTHOPAEDICS

PERFECTLY ADAPTED TO PAEDIATRIC ANATOMY

With selected products, we offer a **specialist children's range** that perfectly matches the anatomy of growing children.

CERVILASTIC® Page 63

Anatomical cervical collar for day and night use

Article No. 82734, 82735

EPIDYN® Page 73

Elbow support with nopped silicone pads for compression and friction

Article No. 87237

MANU-HiT® Page 82

Wrist brace with volar and dorsal reinforcement

Article No. 87035

GENU-HiT® Page 37

Knee support with ring-shaped silicone friction pad and lateral reinforcement

Article No. 87081

MORBUS SCHLATTER KNEE SUPPORT Page 40

Local pressure relief for the tibial tuberosity with relaxation of the patellar tendon

Article No. 07084

MALLEO-HiT® Page 19

Ankle support with nopped silicone friction pads

Article No. 87074



TRIAC II Page 62

Dynamic scoliosis brace with open frame construction

Article No. 07310



GENUDYN® SERIES Page 44/45

Knee braces for guidance and dynamic stabilisation

GENUDYN® CI

Article No. 07780

GENUDYN® CI NOVEL

Article No. 07785

GENUDYN® CI STEP THRU

Article No. 07782



GENUDYN® CI

SPORLASTIC CLINIC ORTHOPAEDICS HOSPITAL AND EMERGENCY PRODUCTS

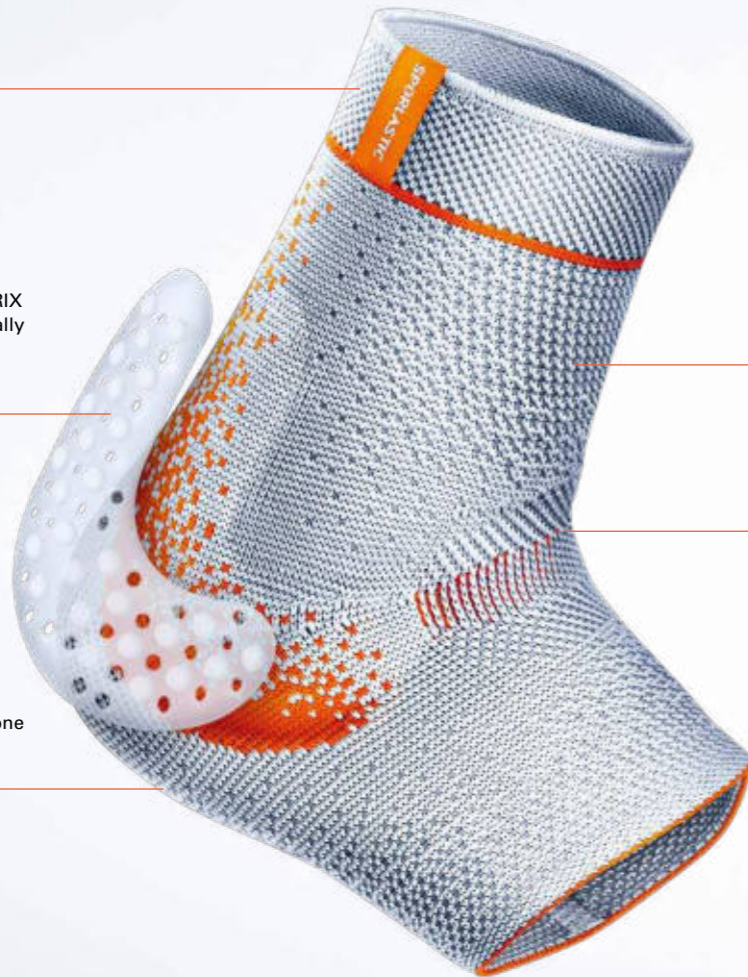
Emergency products are products which, for medical reasons, may be suitable for **immediate treatment** following an acute event.

SOLUTIONS FOR THE FOOT AND ANKLE

Soft support edge with reduced pressure

SPORLASTIC AIR-MATRIX silicone pad: Anatomically shaped and nopped for pressure relief and proprioception

Innovative stretching zone for the perfect fit, even during movement



RELEVANT HERE:
Patient information for the ankle
Article No. 09310

Breathable 3D flat knitted fabric with recycled yarn

Three-part comfort zone for crease-free wearing

SUPREME series:
Physiotherapy to go
Access to therapy exercises and application instructions via QR code in the product packaging



MALLEO-Hi[®] SUPREME

PRODUCT AND INDICATION FINDER



	18	19	19	21	22	23	24	25	32	33
Page number										
Achillodynia (tendinopathy) with/without partial rupture							•	•		
Acute ankle injury				•		•				
Arthrosis	•	•	•		•					
Ligament sprain			•	•	•	•				
Bursitis subachillea, Bursitis calcanea							•	•		
Chronic capsular ligament instability	•	•	•	•	•	•				
Foot flexor paresis									•	•
Instabilities of the lower ankle			•	•	•	•				
Lumbar nerve root damage									•	•
Paratendinitis, paratendinopathy							•	•		
Prevention	•	•	•	•	•	•				
Quadriceps weakness										•
Achilles tendon reconstruction							•	•		
Rheumatism-related diseases of the ankle	•	•								
External / internal ligament rupture			•	•	•	•				
Swelling	•	•								
Ankle sprains	•	•	•	•	•	•				
Forefoot amputation (partial)										•

MALLEO-HIT® SUPREME

Ankle support with nopped AIR-MATRIX silicone friction pads



SPORLASTIC AIR-MATRIX silicone pad

Innovative stretching zone for the perfect fit, even during movement



Breathable 3D flat knitted fabric with recycled yarn

Three-part comfort zone for crease-free wearing



Physiotherapy to go
Access to therapy exercises and application instructions via QR code in the product packaging



MALLEO-HIT®

Ankle support with nopped silicone friction pads



friction pad

Non-elasticated lateral strap



friction pad

FIBULO-TAPE®

Functional ankle support as an alternative to tape bandaging



ARTICLE NUMBER

07174

SIZE IN CM

18 Distal tibia circumference	
1	17 - 19
2	19 - 21
3	21 - 23
4	23 - 25
5	25 - 27
6	27 - 29

- Colours:
- Can be worn on the R and L

INDICATIONS

- Conservative / post-operative
- Chronic capsular ligament instability
- Mild ankle sprain
- Irritation of the upper / lower ankle
- Arthrosis of the upper / lower ankle
- Rheumatological conditions
- Swelling

EFFECT

- SPORLASTIC AIR-MATRIX silicone pad: Perforated, breathable, light, anatomically shaped and nopped silicone pad for pressure relief and proprioception
- Otherwise as with MALLEO-HIT®

TECHNIQUE

- Breathable 3D flat knitted fabric with recycled yarn
- Three-part comfort zone for crease-free wearing
- Soft support edge with reduced pressure
- Innovative stretching zone for the perfect fit, even during movement

ARTICLE NUMBER

07074

SIZE IN CM

18 Distal tibia circumference	
1	17 - 19
2	19 - 21
3	21 - 23
4	23 - 25
5	25 - 27
6	27 - 29

- Colours:
- Can be worn on the R and L

KIDS

87074

18 Distal tibia circumference	
C	16 - 18

- Colour:
- Can be worn on the R and L

INDICATIONS

- Conservative / post-operative
- Chronic capsular ligament instability
- Mild ankle sprain
- Irritation of the upper / lower ankle
- Arthrosis of the upper / lower ankle
- Rheumatological conditions
- Swelling

EFFECT/TECHNIQUE

- Stabilisation, compression and relief
- Optimisation of proprioception
- Pain relief through reduced nociceptive afferences
- Friction massage
- Accelerated reabsorption of effusions
- Beneficial effects on insertion tendinopathies and bursitis typically seen with arthrosis
- Extremely elastic specialist knit for virtually crease-free wearing

ARTICLE NUMBER

07073

SIZE IN CM

18 Distal tibia circumference	
1	17 - 19
2	19 - 21
3	21 - 23
4	23 - 25
5	25 - 27
6	27 - 29

- Colours:
- Please specify R or L

INDICATIONS

- Conservative / post-operative
- Acute capsular ligament rupture
- Chronic capsular ligament instability
- Primary and secondary prophylaxis of sprains, especially during sport
- Ankle arthrosis
- Stabilisation of the upper ankle

EFFECT/TECHNIQUE

- Protective effect like tape bandaging
- Stabilisation of the anterior talo-fibular ligament and fibulo-calcaneal ligament
- Reduction of the risk of supination trauma
- Optimisation of proprioception
- Gentle on the skin
- 8 straps
- Non-elasticated lateral strap

ARTHROFIX® AIR

Ankle brace with air cushioning based on the pneumatic principle



MALLEO-CAST®

Ankle brace for stabilisation in one plane, with air, foam or gel padding



ARTICLE NUMBER

07840

SIZE

- One size only
- Colour:
- Please specify R or L

INDICATIONS

- Conservative / post-operative
- All conditions requiring stabilisation of the ankle with restriction of pronation or supination, such as:
 - Protection following ligament suturing / reconstruction
 - Acute capsular ligament rupture
 - Functional treatment of ligament ruptures
 - Ankle fractures (Weber A)
 - Ankle sprains
 - Chronic capsular ligament instability
 - Primary and recurrence prophylaxis

EFFECT

- Stabilisation of the ankle joint with limitation of pronation and supination
- Avoidance of oedema and reduction of pain

TECHNIQUE

- Air cushion based on the pneumatic principle, 2-chamber system
- Anatomically moulded side shells
- Right and left version for the perfect fit

ARTICLE NUMBER

- MALLEO-CAST® AIR**
07844
- MALLEO-CAST® FOAM**
07842
- MALLEO-CAST® GEL**
07843

SIZE

- One size only
- Colour:
- Can be worn on the R and L

INDICATIONS

- Conservative / post-operative
- All conditions requiring stabilisation of the ankle with restriction of pronation or supination, such as:
 - Protection following ligament suturing / reconstruction
 - Acute capsular ligament rupture
 - Functional treatment of ligament ruptures
 - Ankle fractures (Weber A)
 - Ankle sprains
 - Chronic capsular ligament instability
 - Primary and recurrence prophylaxis

EFFECT

- Stabilisation of the ankle joint with limitation of pronation and supination
- Swelling reduction/ prevention of oedema
- Optimum tension regulation with guide loops
- Acute care thanks to simple application and high stabilisation

TECHNIQUE

- AIR: Two-chamber system for optimum pressure regulation
- FOAM: Multilayer foam system for optimum pressure regulation
- GEL: Gel chambers with cooling system

SWEDE-O-UNIVERSAL

Ankle brace with lacing and lateral reinforcement

SWEDE-O-UNIVERSAL X8

Ankle brace with lacing and 8 straps

MALLEODYN® S3

Dismountable ankle brace for dynamic mobilisation



Reinforcing inlay



8 straps



Physiotherapy to go
Access to therapy exercises and application instructions via QR code in the product packaging



8 removable straps

Anatomically shaped side splint – easy to remove with one click

Cooling pad included for therapy-appropriate positioning



REMOVABLE IN 3 STEPS

1. Removing the cooling pad
2. Removing the side splint
3. Removing the 8 straps

ARTICLE NUMBER

07072

SIZE IN CM

18 Distal tibia circumference

1	18 - 20
2	20 - 22
3	22 - 24
4	24 - 26
5	26 - 28
6	28 - 31

- Colour:
- Can be worn on the R and L

INDICATIONS

- Conservative / post-operative
- Ankle sprains
- Acute capsular ligament rupture
- Chronic capsular ligament instability
- Primary and recurrence prophylaxis
- Arthrosis of the upper / lower ankle

EFFECT/TECHNIQUE

- Stabilisation of the ankle
- Limitation of talar prolapse and inversion
- Insole-like design with lacing and integrated spiral springs
- Medial and lateral reinforcement inlays, removable and thermally mouldable
- Stretching insert on the Achilles tendon

ARTICLE NUMBER

07820

SIZE IN CM

18 Distal tibia circumference

1	18 - 20
2	20 - 22
3	22 - 24
4	24 - 26
5	26 - 28
6	28 - 31

- Colour:
- Can be worn on the R and L

INDICATIONS

- Conservative / post-operative
- Ankle sprains
- Acute capsular ligament rupture
- Chronic capsular ligament instability
- Primary and recurrence prophylaxis
- Arthrosis of the upper / lower ankle

EFFECT/TECHNIQUE

- Stabilisation of the ankle in inversion and eversion
- Limitation of talar prolapse and inversion
- Insole-like design with lacing and 8x straps
- Medial and lateral reinforcement inlays, removable and thermally mouldable
- Stretching insert on the Achilles tendon

ARTICLE NUMBER

07841

SIZE

Shoe sizes

1	35 - 40
2	41 - 47

- Colour:
- Please specify R or L

INDICATIONS

- Conservative / post-operative
- All indications for which stabilisation or limitation of movement of the ankle with subsequent functional mobilisation of the injured or damaged structures is required
- Acute ankle injuries
- Acute capsular ligament instabilities and ruptures
- Limitation of talar prolapse and inversion
- Chronic capsular ligament instability
- Supination trauma
- Ankle sprains
- Prevention for ligament instabilities

EFFECT

- Limitation against talar prolapse and inversion using 8 straps and distal click fastener
- Stabilisation of the ankle in inversion and eversion
- Stabilisation of the ankle via the 3-point principle
- Stabilisation and prevention of supination trauma
- Therapy-appropriate positioning according to the RICE rule (integrated cooling pad)
- Prevention of window oedema due to closed brace construction

TECHNIQUE

- Thanks to its very flat construction, can be worn in almost any shoe
- Heel width adjustable via plantar strap: optimum hold on the heel
- High wearing comfort: Anatomical 3D shell construction combined with bi-elastic spacer fabric
- Click fasteners: Single setting of the straps and quick to put on with two clicks
- Guideline-compliant care: Removable in 3 steps

- Maximum breathability: Hydrophilic bi-elastic spacer fabric with Carbon Finish absorbs moisture and transports it outwards
- Y strap: Individual adjustment of stabilisation and compression according to the course of therapy
- Bi-elastic inner padding for pressure-free ankles
- Antibacterial effect of the inner padding with Carbon Finish

ACHILLODYN®

Achilles tendon support with septate friction pads and insulated heel wedge



Septate pads gently massage the oedema away from the paratenon during movement and encourage blood flow.



ACHILLO-HiT®

Achilles tendon support with AIR-MATRIX silicone pads for extensive stimulation



SPORLASTIC AIR-MATRIX silicone pads

Easier to put on thanks to two Velcro fastenings, steplessly adjustable



Physiotherapy to go
Access to therapy exercises and application instructions via QR code in the product packaging



ARTICLE NUMBER

07071

SIZE IN CM

18 Distal tibia circumference

1	17 - 19
2	19 - 21
3	21 - 23
4	23 - 25
5	25 - 27
6	27 - 29

- Colours:
- Can be worn on the R and L

INDICATIONS

- Conservative / post-operative
- Achillodynia (tendinopathy) with/without partial rupture
- Paratendinitis, paratendinopathy
- Bursitis subachillea
- Bursitis calcanea

EFFECT

- Temporary reduction of tension in the Achilles tendon
- Massage effect to reduce oedema and promote circulation
- Increased stability thanks to proprioception
- Avoidance of pelvic misalignment through additional heel wedge

TECHNIQUE

- Two heel wedges made from shock-absorbent material
- Para-Achilles, septate silicone cushioning

ARTICLE NUMBER

07804

SIZE IN CM

18 Distal tibia circumference

1	17 - 19
2	19 - 21
3	21 - 23
4	23 - 25
5	25 - 27
6	27 - 29

- Colours:
- Please specify R or L

INDICATIONS

- Conservative / post-operative
- Impairment of walking/standing in the event of damage to the distal Achilles tendon or Achilles tendon insertion (as a result of injury, after surgery, in the case of degeneration, e.g. irritation in Haglund's deformity)
- For soft tissue compression/elastic support and pressure relief on ligament/fascial attachments
- Achillodynia (tendinopathy) with/without partial rupture
- Paratendinitis, paratendinopathy
- Bursitis subachillea
- Bursitis calcanea

EFFECT

- Restoration of function, compression and massage of the Achilles tendon and the paratenon
- Functional guidance of the rear foot
- Reduction of non-physiological stress on the Achilles tendon

TECHNIQUE

- SPORLASTIC AIR-MATRIX silicone pads are breathable, light, anatomically shaped:
 - Trigger point at the sustentaculum tali
 - Large pad for stimulation along the tibialis posterior
 - Asymmetrical, anatomical pad shape
- Three-part comfort zone for crease-free wearing

SP AIR WALKER

Lower limb and foot brace for immobilisation



SP AIR WALKER SHORT

Lower limb and foot brace for immobilisation, short version



SP AIR WALKER SMART

Digitally supported lower limb and foot brace to control partial weight bearing



SP AIR WALKER SHORT SMART

Digitally supported lower limb and foot brace to control partial weight bearing, short version



Integrated air chamber system with pump for adjustment of the ideal fit

Excellent wearing comfort thanks to low weight and air-permeable frame construction



Digital control of plantar partial weight bearing via app powered by **Sens2Go**



ARTICLE NUMBER

07966

SIZE

Shoe sizes

XS	34 - 35
S	36 - 38
M	39 - 42
L	43 - 45
XL	46 - 47

- Colour:
- Can be worn on the R and L

INDICATIONS

- Conservative / post-operative
- Distal fibular fracture
- Ankle fracture
- Tarsal bone and mid-foot fracture
- Stress fracture
- Achilles tendon rupture
- Severe ligament and soft tissue injury
- Severe ankle sprains

EFFECT/TECHNIQUE

- Shell construction for the secure immobilisation of the lower leg and foot area at a 90° position
- Possibility of plantar flexion adjustment by means of optionally available heel wedges, e.g. in the event of rupture of the Achilles tendon (27966)
- Inflating air chamber inside the shoe ensures secure hold and stabilisation
- The custom-adjustable pressure in the air chamber generates compression and has a swelling-reducing effect
- Shock-absorbing and slip-preventing sole with rolling aid

ARTICLE NUMBER

07967

SIZE

Shoe sizes

XS	34 - 35
S	36 - 38
M	39 - 42
L	43 - 45
XL	46 - 47

- Colour:
- Can be worn on the R and L

INDICATIONS

- Conservative / post-operative
- Ligament injury
- Soft tissue injury
- Tendon injury
- Stable foot and ankle fracture

EFFECT/TECHNIQUE

- As for **SP AIR WALKER**

Further information via digital@sporlastic.de

SIZE

Shoe sizes

S	36 - 38
M1	39 - 40
M2	41 - 42
L	43 - 45

- Colour:
- Please specify R or L

INDICATIONS

- Conservative / post-operative
- All indications requiring partial weight bearing
- Distal fibular fracture
- Ankle fracture
- Tarsal bone and mid-foot fracture
- Stress fracture
- Achilles tendon rupture
- Severe ligament and soft tissue injury
- Severe ankle sprains

EFFECT/TECHNIQUE

- Relief of the plantar load thanks to the optimised fit
- Load can be customised
- Audiovisual feedback when the maximum load is exceeded
- Monitoring and quality assurance via app

Further information via digital@sporlastic.de

SIZE

Shoe sizes

S	36 - 38
M1	39 - 40
M2	41 - 42
L	43 - 45

- Colour:
- Please specify R or L

INDICATIONS

- Conservative / post-operative
- All indications requiring partial weight bearing
- Ligament injury
- Soft tissue injury
- Stable foot and ankle fracture

EFFECT/TECHNIQUE

- Relief of the plantar load thanks to the optimised fit
- Load can be customised
- Audiovisual feedback when the maximum load is exceeded
- Monitoring and quality assurance via app

METARSO®

Anatomical splay foot support with pad



Control of compression with Velcro fasteners

ARTICLE NUMBER

07905

SIZE IN CM

20 Circumference of forefoot

1	17 - 19
2	19 - 21
3	22 - 24
4	25 - 27

- Colour:
- In pairs

INDICATIONS

- Conservative / post-operative
- Metatarsalgia
- Splayed foot
- Pain on exertion in the area of the metatarsal heads (MT I-V)
- Nerve damage to interdigital nerves II-VII
- Morton's neuralgia

EFFECT/TECHNIQUE

- Straightening of the transverse arch
- Relief of the metatarsal heads
- Variable positioning of the splayed foot pad
- Anatomical fit
- Three-dimensional adjustment of the special knit to the balls of the big toes

CALCANEAL SPUR SUPPORT

For the treatment of painful calcaneal spurs



ARTICLE NUMBER

07902

SIZE IN CM

18 Distal tibia circumference

1	17 - 21
2	21 - 24
3	24 - 27

- Colour:
- Can be worn on the R and L

INDICATIONS

- Conservative / post-operative
- Plantar fasciitis with/without calcaneal spur

EFFECT/TECHNIQUE

- Reduction in tone of the surrounding soft tissue
- Stimulation of afferences
- Reduction of pain around the inflamed tendon insertion at the calcaneum
- Free dorsal extension
- Para-Achilles pads
- Custom-positionable partially elasticated pressure straps with nopped silicone

CALCALASTIC®

Visco-elastic heel cushion made from silicone with "soft spot"



Medial soft sport for calcaneal spur relief

ARTICLE NUMBER

07910

SIZE

Shoe sizes

1	32 - 40
2	41 - 47

- Colour:
- In pairs

INDICATIONS

- Conservative / post-operative
- Plantar fasciitis with/without calcaneal spur
- Arthrosis of the ankle, knee and hip joints
- Rear foot symptoms
- Haglund's deformity
- Compensation of leg length difference

EFFECT/TECHNIQUE

- Especially soft, medially positioned core zone for the calcaneal spur
- Optimised pressure distribution in the heel area
- Skin-friendly silicone
- Two different Shore hardnesses
- Returns to original shape after wearing
- Easy to clean

CALCALASTIC® LONG

Visco-elastic inlays made from silicone with "soft spots"



Soft spots in the area of the heel and metatarsal heads

ARTICLE NUMBER

07915

SIZE

Shoe sizes

S	35 - 36
M	37 - 38
L	39 - 40
XL	41 - 42
XXL	43 - 45

- Colour:
- In pairs

INDICATIONS

- Conservative / post-operative
- Plantar fasciitis with/without calcaneal spur
- Arthrosis of the ankle, knee and hip joints
- Rear foot symptoms
- Haglund's deformity
- Compensation of leg length difference
- Shock absorption

EFFECT/TECHNIQUE

- Especially soft core zones in the area of the heel and metatarsal heads
- Raising of the transverse arch
- Integrated splayed foot pad
- Skin-friendly silicone
- Two different Shore hardnesses
- Returns to original shape after wearing
- Easy to clean



Accessories:
FOOT-UP®BARFUSS in use
(The FOOT-UP® BARFUSS can only be used in combination with the FOOT-UP®)



8 semi-elastic straps



Step in with Velcro fastener

Additional straps for effective correction of pathological supination

ARTICLE NUMBER

07810

SIZE IN CM

19 Ankle circumference	
1	18 - 23
2	23 - 30
3	30 - 36

- Colours:
- Can be worn on the R and L

INDICATIONS

- Conservative / post-operative
- Foot flexor paresis following stroke or in other neurological / muscular diseases
- Especially suitable for strength scores of 3 and 4
- Fatigue paresis

EFFECT/TECHNIQUE

- Dynamic foot flexion
- Encourages activity of existing foot muscles
- Ankle support and transparent inlay with elastic strap and buckle
- Can be used with all lace-up shoes

Accessories:

FOOT-UP® BARFUSS

Article No. 27810

SIZE IN CM

20 Circumference of forefoot	
1	16 - 20
2	20 - 24
3	24 - 28
4	28 - 32

- Colours:
- Can be worn on the R and L

ARTICLE NUMBER

07077

SIZE IN CM

18 Distal tibia circumference	
1	17 - 19
2	19 - 21
3	21 - 23
4	23 - 25
5	25 - 27

- Colours:
- Please specify R or L

INDICATIONS

- Conservative / post-operative
- Peroneal paralysis, all severities, especially for mild to moderate foot and toe flexor paresis (strength score 2-4)

EFFECT/TECHNIQUE

- Supports foot flexion and improvement in the gait
- Improves foot positioning thanks to proprioceptive effect
- Stabilisation of the ankle and avoidance of twisting
- Step in with Velcro fastener
- Easy to put on with one hand thanks to finger sling
- 8 straps
- Non-elasticated lateral strap

ARTICLE NUMBER

07803

SIZE IN CM

18 Distal tibia circumference	
1	17 - 19
2	19 - 21
3	21 - 23
4	23 - 25
5	25 - 27

- Colour:
- Please specify R or L

INDICATIONS

- Conservative / post-operative
- Spastic foot flexor paresis

EFFECT/TECHNIQUE

- Additional straps in the mid-foot area to improve foot positioning, especially in cases of spasticity
- Otherwise as with NEURODYN® CLASSIC

NEURODYN® COMFORT

Foot flexor brace with single-handed closing



8 semi-elastic straps

THE TRICK WITH THE CLICK

1. Single-handed application
2. Simple readjustment with Y-strap
3. Semi-elastic 8 straps with flexible inlay sole



NEURODYN® DYNAM-X FLEX

Dynamic foot flexor brace with innovative magnetic closure



Height-adjustable and thermoplastically mouldable front shell

Dynamic support of toe separation through the return of energy from carbon springs

Carbon sole with heel pitch for better adjustment to the shoe

NEURODYN® DYNAM-X ACTIVE

Dynamic foot flexor brace with innovative magnetic closure



Single-handed operation with magnetic closure

Comfortable closure of the straps via easy-to-grab D-ring

FOOT & ANKLE

ARTICLE NUMBER

07830

SIZE IN CM

18 Distal tibia circumference Shoe sizes

	1	2	3	4	5	6	7	8	9	10	11	12	13	14	15	16	17	18
S	S	S	S	S	S	S	M	M	M	M	M	M	L	L	L	L	L	L
Distal tibia circumference	17 - 21	17 - 21	17 - 21	17 - 21	17 - 21	17 - 21	21 - 24	21 - 24	21 - 24	21 - 24	21 - 24	21 - 24	24 - 28	24 - 28	24 - 28	24 - 28	24 - 28	24 - 28
Shoe sizes	36 - 37	38 - 39	40 - 41	42 - 43	44 - 45	46 - 47	36 - 37	38 - 39	40 - 41	42 - 43	44 - 45	46 - 47	36 - 37	38 - 39	40 - 41	42 - 43	44 - 45	46 - 47

- Colour:
- Please specify R or L

INDICATIONS

- Conservative / post-operative
- Flaccid and spastic foot flexor paresis e.g. following stroke, in multiple sclerosis, peroneal paresis, other neurological / muscular diseases

EFFECT

- Support of foot flexion
- Reduction of the risk of falls
- Wider step width and normalisation of the gait
- More physiological gait
- Adjustable effect on pronation and supination

TECHNIQUE

- Ankle buckle with innovative single-handed closure
- Single-handed application with self-closing cuff
- Thermoplastically mouldable flexible inlay sole
- Semi-elastic 8 straps with powerful lifting effect
- Comfortable cushioning of the ankle area
- Closure straps with stop function
- High wearing comfort

ARTICLE NUMBER

07852

SIZE

Shoe sizes

S	35 - 38
M	39 - 42
L	43 - 46

- Colour:
- Please specify R or L

INDICATIONS

- Conservative / post-operative
- Complete and partial flaccid foot flexor paresis
- Lumbar nerve root damage

EFFECT/TECHNIQUE

- Support of foot flexion
- Foot is held in 90° dorsal extension
- Ball roll pulled forward extends the forefoot lever
- Harmonious transition to the foot separation phase through ball roll
- More physiological gait and rolling behaviour
- High-quality orthopaedic inlay
- Low weight thanks to lightweight construction
- Optimised climate control thanks to openings in the front shell
- Breathable cushioning with pressure-minimising effect on tibial area
- Shortenable plastic shell

ARTICLE NUMBER

07851

SIZE

Shoe sizes

S	35 - 38
M	39 - 42
L	43 - 46

- Colour:
- Please specify R or L

INDICATIONS

- Conservative / post-operative
- Flaccid and (moderate) spastic foot flexor paresis e.g. following stroke, in multiple sclerosis, peroneal paresis, other neurological/muscular diseases
- Lumbar nerve root damage
- Quadriceps weakness
- Forefoot amputation (partial)

EFFECT/TECHNIQUE

- Knee-extending effect
- Shortenable plastic shell
- Otherwise as with NEURODYN® DYNAM-X FLEX

SOLUTIONS FOR THE KNEE AND HIP

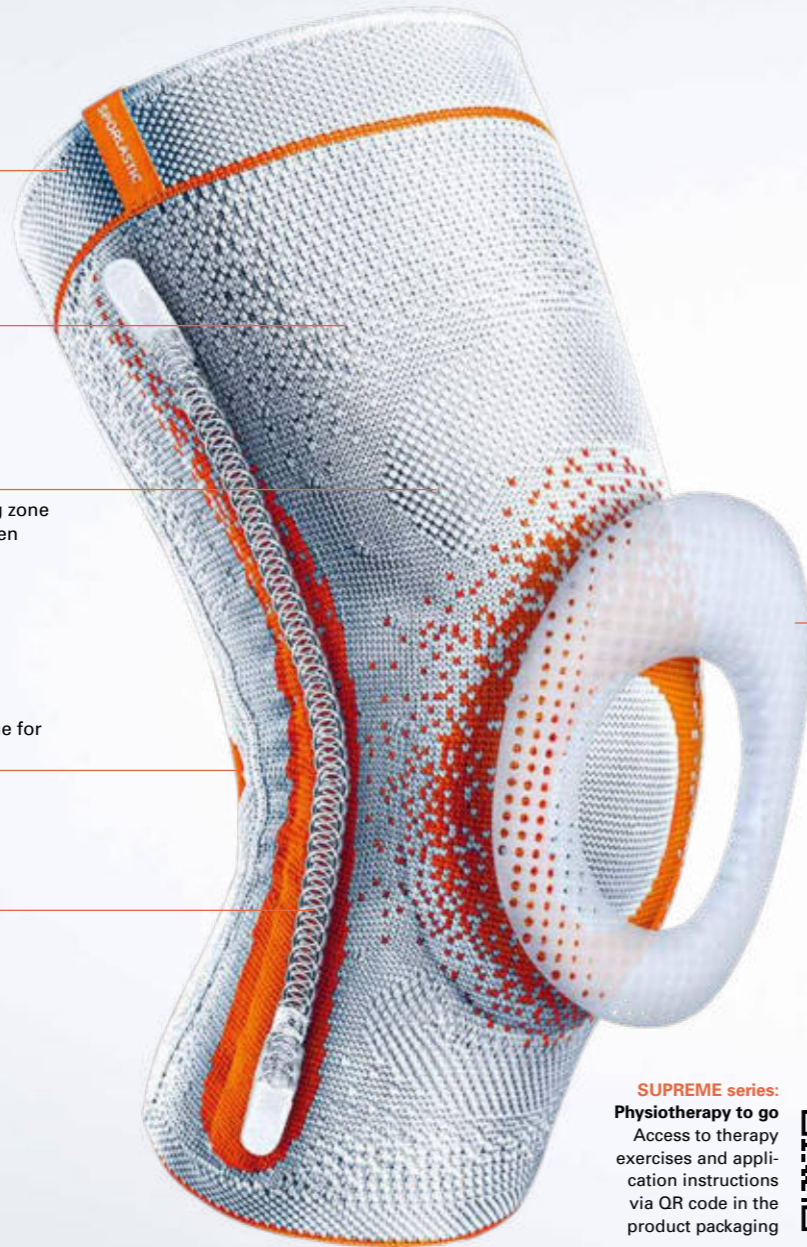
Soft support edge with reduced pressure

Breathable 3D flat knitted fabric with recycled yarn

Innovative stretching zone for the perfect fit, even during movement

Intarsia comfort zone for crease-free wearing

Lateral, stabilising spiral springs



SPORLASTIC AIR-MATRIX silicone pad: anatomically shaped for pressure relief and guidance of the patella

SUPREME series:
Physiotherapy to go
Access to therapy exercises and application instructions via QR code in the product packaging



GENU-HiT® SUPREME



RELEVANT HERE:
Patient information for the knee
Article No. 09305

PRODUCT AND INDICATION FINDER



	GENU-HiT® SUPREME	GENU-HiT®	GENU-HiT® WING	PATELLADYN®	MORBUS SCHLATTER KNEE SUPPORT	KASSELER PATELLAR TENDON SUPPORT	GENU-HiT® GS	GENU-TEX®	GENU-DYN® CI	GENU-DYN® OA	COXA-HiT®
Page number	36	37	39	40	40	41	43	43	44	46	51
Arthritis											
Femoro-patellar arthrosis						•					
Baker's cysts	•	•	•	•			•				
Ligament reconstruction									•		
Ligament injuries	•	•	•	•		•	•	•	•		
Chondropathia patellae	•	•				•					
Knee arthrosis	•	•	•				•	•		•	
Instability							•	•	•		
Meniscal reconstruction								•	•		
Meniscal damage	•	•	•						•	•	
Osgood-Schlatter syndrome					•						
Patella fracture									•		
Patellar luxation				•							
Patellar tendinitis						•					
Plica syndrome			•								
Prophylaxis, e.g. during exercise			•					•			
Quadriceps paresis and weakness						•					
Rheumatological conditions	•	•						•			
Tendinosis						•					
Traction apophysitis						•					
Ventro-medial knee pain			•								

GENU-HIT® SUPREME

Knee support with AIR-MATRIX silicone pad and lateral reinforcement



Breathable 3D flat knitted fabric with recycled yarn

Innovative stretching zone for the perfect fit, even during movement

Intarsia comfort zone for crease-free wearing

SPORLASTIC AIR-MATRIX silicone pad

Physiotherapy to go
Access to therapy exercises and application instructions via QR code in the product packaging



GENU-HIT®

Knee support with ring-shaped silicone friction pad and lateral reinforcement



Intarsia comfort zone for crease-free wearing and improved blood and lymph drainage

Silicone ring

Lateral nopped silicone adhesive strap serves as a slip stop

ARTICLE NUMBER

07181

SIZE IN CM

	17 "d" measurement	15 "f" measurement
1	25 - 28	35 - 38
2	28 - 31	38 - 41
3	31 - 34	41 - 44
4	34 - 37	44 - 47
5	37 - 40	47 - 50
6	40 - 43	50 - 53
7	43 - 46	53 - 56

- Colours:
- Can be worn on the R and L

INDICATIONS

- Conservative / post-operative
- Ligament injuries
- Mild ligament laxity
- Meniscal damage
- Chondropathia patellae
- Baker's cysts
- Knee arthrosis
- Post-traumatic inflammation
- Rheumatological conditions

EFFECT

- SPORLASTIC AIR-MATRIX silicone pad: Perforated, breathable, light, anatomically shaped silicone pad for pressure relief and guidance of the patella
- Otherwise as with GENU-HIT®

TECHNIQUE

- Breathable 3D flat knitted fabric with recycled yarn
- Intarsia comfort zone for crease-free wearing
- Lateral, stabilising spiral springs
- Soft support edge with reduced pressure
- Innovative stretching zone for the perfect fit, even during movement

ARTICLE NUMBER

07081

SIZE IN CM

	17 "d" measurement	15 "f" measurement
1	25 - 28	35 - 38
2	28 - 31	38 - 41
3	31 - 34	41 - 44
4	34 - 37	44 - 47
5	37 - 40	47 - 50
6	40 - 43	50 - 53
7	43 - 46	53 - 56
8	46 - 50	56 - 60
9	50 - 54	60 - 64

- Colours:
- Can be worn on the R and L

INDICATIONS

- Conservative / post-operative
- Ligament injuries
- Mild ligament laxity
- Meniscal damage
- Chondropathia patellae
- Baker's cysts
- Knee arthrosis
- Post-traumatic inflammation
- Rheumatological conditions

KIDS

87081

	17 "d" measurement	15 "f" measurement
C	23 - 26	29 - 33

- Colour:
- Can be worn on the R and L

EFFECT/TECHNIQUE

- Compression support with silicone ring
- Relief and stabilisation
- Unhindered drainage of blood and lymph fluid in the popliteal fossa area
- Pressure relief and stabilisation of the patella
- Massage effect
- Very thin support edge with reduced pressure for excellent comfort while wearing
- Lateral, stabilising spiral springs

ARTICLE NUMBER

07088

SIZE IN CM

	17 "d" measurement	15 "f" measurement
1	25 - 28	35 - 38
2	28 - 31	38 - 41
3	31 - 34	41 - 44
4	34 - 37	44 - 47
5	37 - 40	47 - 50
6	40 - 43	50 - 53
7	43 - 46	53 - 56
8	46 - 50	56 - 60
9	50 - 54	60 - 64

- Colour:
- Can be worn on the R and L

INDICATIONS

- Conservative / post-operative
- Ligament injuries
- Mild ligament laxity
- Meniscal damage
- Chondropathia patellae
- Baker's cysts
- Knee arthrosis
- Post-traumatic inflammation
- Rheumatological conditions

EFFECT/TECHNIQUE

- Compression support with silicone ring
- Lateral silicone nopped adhesive strip
- Relief and stabilisation
- Unhindered drainage of blood and lymph fluid in the popliteal fossa area
- Pressure relief of the patella
- Massage effect
- Very thin support edge with reduced pressure for excellent comfort while wearing
- Lateral, stabilising spiral springs

GENU-HiT® +

Knee support such as GENU-HiT®, extra-wide version



GENU-HiT® + COMFORT

Knee support such as GENU-HiT®, extra-wide version, also with circular silicone nopped adhesive strip



Silicone nopped adhesive strip

GENU-HiT® WING

Knee support with nopped special pad to reduce ventro-medial knee pain



Symmetrical pad wings for bilateral wearing and optimised fit

MENISCUS KNEE SUPPORT

Compression support with variable positionable pressure pads and friction half-ring.



Friction pad with custom-positionable pressure pads.

ARTICLE NUMBER

07083

SIZE IN CM

	17 "d" measurement	15 "f" measurement
4+	34 - 37	47 - 50
5+	37 - 40	50 - 53
6+	40 - 43	53 - 56
7+	43 - 46	56 - 59
8+	46 - 49	59 - 62
9+	49 - 52	62 - 65

- Colours:
- Can be worn on the R and L

INDICATIONS

- Conservative / post-operative
- Ligament injuries
- Mild ligament laxity
- Meniscal damage
- Chondroplasia patellae
- Baker's cysts
- Knee arthrosis
- Post-traumatic inflammation
- Rheumatological conditions

EFFECT/TECHNIQUE

- Compression support with silicone ring
- Proximally extended version
- Relief and stabilisation
- Unhindered drainage of blood and lymph fluid in the popliteal fossa area
- Pressure relief and stabilisation of the patella
- Massage effect
- Very thin support edge with reduced pressure for excellent comfort while wearing
- Lateral, stabilising spiral springs

ARTICLE NUMBER

07087

SIZE IN CM

	17 "d" measurement	15 "f" measurement
3+	31 - 34	44 - 47
4+	34 - 37	47 - 50
5+	37 - 40	50 - 53
6+	40 - 43	53 - 56
7+	43 - 46	56 - 59
8+	46 - 49	59 - 62
9+	49 - 52	62 - 65

- Colours:
- Can be worn on the R and L

INDICATIONS

- Conservative / post-operative
- Chondroplasia patellae
- Meniscal damage
- Knee arthrosis
- Post-traumatic inflammation
- Rheumatological conditions
- Ligament injuries
- Mild ligament laxity
- Baker's cysts

EFFECT/TECHNIQUE

- Compression support with silicone ring and circular silicone adhesive strip
- Proximally extended version with silicone nopped adhesive strip
- Relief and stabilisation
- Unhindered drainage of blood and lymph fluid in the popliteal fossa area
- Pressure relief and stabilisation of the patella
- Massage effect
- Very thin support edge with reduced pressure for excellent comfort while wearing
- Lateral, stabilising spiral springs

ARTICLE NUMBER

07089

SIZE IN CM

	17 "d" measurement	15 "f" measurement
1	25 - 28	35 - 38
2	28 - 31	38 - 41
3	31 - 34	41 - 44
4	34 - 37	44 - 47
5	37 - 40	47 - 50
6	40 - 43	50 - 53
7	43 - 46	53 - 56

- Colour:
- Can be worn on the R and L

INDICATIONS

- Conservative / post-operative
- Ventro-medial knee pain
- Knee arthrosis
- Meniscal damage
- Chondroplasia patellae
- Plica syndrome
- Baker's cysts

EFFECT/TECHNIQUE

- Reduction of ventro-medial knee pain through pressure on the medial joint space
- Friction pad with massage effect for improvement of proprioception
- Symmetrical pad wings for bilateral wearing and optimised fit
- Lateral, stabilising spiral springs
- Flat padded construction in the thigh area for better wearing comfort

ARTICLE NUMBER

07730

SIZE IN CM

	17 "d" measurement	15 "f" measurement
1	25 - 28	35 - 38
2	28 - 31	38 - 41
3	31 - 34	41 - 44
4	34 - 37	44 - 47
5	37 - 40	47 - 50
6	40 - 43	50 - 53
7	43 - 46	53 - 56

- Colour:
- Can be worn on the R and L

INDICATIONS

- Conservative / post-operative
- Degenerative meniscal damage
- Meniscus compression
- Meniscal tear
- For residual swelling in the area of the suprapatellar recess
- Meniscal ganglion
- Tendency towards swelling
- Inflammatory effusions
- Baker's cysts

EFFECT/TECHNIQUE

- Relief of the meniscus through an increase in intra-articular pressure via the pressure pads medial and lateral to the patellar tendon
- Friction massage to reduce swelling in the area of the suprapatellar recess of the articular capsule of the knee during movement

PATELLADYN®

Knee support for active muscular and passive patellar medialisation



Lateral half-ring with pull straps and medial pad

Medialising straps

MORBUS SCHLATTER KNEE SUPPORT



Local pressure relief for the tibial tuberosity with relaxation of the patellar tendon



Combined pad effect

SUPER-GENUPLUS

Knee support with combined proprioception and friction pad



Bi-functional pad with pull strap

KASSELER PATELLAR TENDON SUPPORT

Highly effective proprioception support for professional and everyday use



Finely nopped proprioception pad with cut-out for the patellar tip

Excellent wearing comfort thanks to anatomically shaped straps

ARTICLE NUMBER

07085

SIZE IN CM

	17 "d" measurement	15 "f" measurement
1	25 - 28	35 - 38
2	28 - 31	38 - 41
3	31 - 34	41 - 44
4	34 - 37	44 - 47
5	37 - 40	47 - 50
6	40 - 43	50 - 53
7	43 - 46	53 - 56

- Colour:
- Please specify R or L

INDICATIONS

- Conservative / post-operative
- Patella lateralisation
- Chondropathia patellae
- Knee arthrosis
- Hypermobile patella
- Recurrent or habitual patella luxation
- Laxity of the anterior cruciate ligament

EFFECT/TECHNIQUE

- Generation of infra-patellar pressure stimulating proprioception
- Active muscular medialisation and supportive passive centring of the patella in the slide bearing
- Lateral silicone half-ring and medialising straps
- Customisable effective forces
- Lateral stabilising bars made from metal

ARTICLE NUMBER

07084

SIZE IN CM

	17 "d" measurement	15 "f" measurement
0	22 - 25	32 - 35
1	25 - 28	35 - 38
2	28 - 31	38 - 41
3	31 - 34	41 - 44
4	34 - 37	44 - 47
5	37 - 40	47 - 50
6	40 - 43	50 - 53
7	43 - 46	53 - 56

- Colour:
- Can be worn on the R and L

INDICATIONS

- Conservative / post-operative
- Osgood-Schlatter syndrome
- Traction apophysitis of other cause
- Prominence of the tibial tuberosity caused by bone malformation
- Insertion tendinosis at the tibial tuberosity

EFFECT/TECHNIQUE

- Silicone pad, cut out at precisely the tendon insertion
- Finely adjustable pad pressure on the patella with relaxation of the patellar tendon
- U-shaped pad, open at the distal end, with correction strap
- Local pressure relief on the tibial tuberosity

ARTICLE NUMBER

07097

SIZE IN CM

	17 "d" measurement	15 "f" measurement
1	25 - 28	35 - 38
2	28 - 31	38 - 41
3	31 - 34	41 - 44
4	34 - 37	44 - 47
5	37 - 40	47 - 50
6	40 - 43	50 - 53
7	43 - 46	53 - 56

- Colour:
- Can be worn on the R and L

INDICATIONS

- Conservative / post-operative
- Universal knee arthrosis
- Chondromalacia patellae and knee arthrosis with insertion tendinopathies
- Rheumatological conditions
- Patellar tendinitis

EFFECT/TECHNIQUE

- Generation of infra-patellar pressure stimulating proprioception
- Faster and more powerful muscle toning of the quadriceps muscle with balancing in favour of the vastus medialis muscle
- Encouragement of perfusion for the interior joint space and in cases of insertion tendinopathy
- Lateral stabilising bars

ARTICLE NUMBER

07229

SIZE

One size only, adjustable to a circumference from at least 27 cm to a maximum of 46 cm

- Colours:
- Can be worn on the R and L

INDICATIONS

- Conservative / post-operative
- Anterior knee pain:
 - Patellar tendinitis
 - Chondropathia patellae
 - Femoro-patellar arthrosis
- ACL laxity
- Rehab training
- Quadriceps weakness
- Muscular dystrophy

EFFECT/TECHNIQUE

- Generation of infra-patellar pressure stimulating proprioception
- Toning of the quadriceps muscle with medialising effect on the patella
- Improved coordination and neuromuscular joint protection
- Pain relief
- Steplessly adjustable pad pressure
- Nopped pad with cut-out for the patellar tip to improve proprioception
- Straps can individually shortened

KASSELER PATELLAR TENDON SUPPORT AKTIV

Highly effective proprioception support for therapy and sport



Finely nopped proprioception pad with cut-out for the patellar tip

GENU-HIT® GS

Knee brace with mouldable lateral joint bars



Monocentric joint bars

GENU-TEX®

Dynamic textile knee brace with polycentric joints



Adjustable polycentric four-axis joint

ARTICLE NUMBER

07706

SIZE IN CM

16	Knee joint circumference
1	30 - 36
2	36 - 40

- Colour:
- Can be worn on the R and L

INDICATIONS

- Conservative / post-operative
- Anterior knee pain:
 - Patellar tendinitis
 - Chondropathia patellae
 - Femoro-patellar arthrosis
- ACL laxity
- Rehab training
- Quadriceps weakness
- Muscular dystrophy

EFFECT

- Generation of infra-patellar pressure stimulating proprioception
- Pain relief
- Toning of the quadriceps muscle with medialising effect on the patella

TECHNIQUE

- Anatomically adjustable popliteal fossa cushion
- Finely nopped proprioception pad with cut-out for the patellar tip
- Highly elastic, durable, coated neoprene with water-repellent plastic fibre
- Without deflection eyelet

ARTICLE NUMBER

07014

SIZE IN CM

	17 "d" measurement	15 "f" measurement
1	25 - 28	35 - 38
2	28 - 31	38 - 41
3	31 - 34	41 - 44
4	34 - 37	44 - 47
5	37 - 40	47 - 50
6	40 - 43	50 - 53
7	43 - 46	53 - 56

- Colour:
- Can be worn on the R and L

INDICATIONS

- Conservative / post-operative
- Lateral ligament lesion
- Mild instability
- Arthritic conditions
- Knee arthrosis
- Inflammatory conditions
- Baker's cysts

EFFECT/TECHNIQUE

- Improvement of passive stability and guidance of the knee
- Avoidance of hyperextension through hyperextension limiter
- Unhindered drainage of blood and lymph fluid in the popliteal fossa area
- Reduction of inflammation of the ischio-crural tendon insertions
- Massage effect on Baker's cysts
- Silicone pad
- Circular strap system

ARTICLE NUMBER

07720

SIZE IN CM

	17 "d" measurement	15 "f" measurement
2	28 - 31	38 - 41
3	31 - 34	41 - 44
4	34 - 37	44 - 47
5	37 - 40	47 - 50
6	40 - 43	50 - 53

- Colour:
- Please specify R or L

INDICATIONS

- Conservative / post-operative
- ACL rupture
- Lateral ligament lesion
- Meniscal reconstruction
- Knee arthrosis
- Rheumatoid arthritis
- Instability
- Prophylaxis

EFFECT/TECHNIQUE

- Stabilisation and guidance of the knee joint
- Activation of muscle work through proprioceptive stimuli
- Controlled limitation of flexion (20°, 30°, 50°, 60°, 85°, 90°, open) and extension (0°, 5°, 10°)
- Anatomically pre-moulded medial / lateral joint bars
- Divided ventral and dorsal strap system
- Silicone ring for guidance of the patella

GENUDYN® CI

Knee brace for guidance and dynamic stabilisation



GENUDYN® CI NOVEL

Knee brace for guidance and dynamic stabilisation



GENUDYN® CI STEP THRU

Knee brace for guidance and dynamic stabilisation

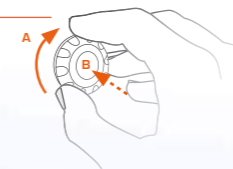


Physiotherapy to go
Access to therapeutic exercises and important patient information via QR code directly on the product



Innovative NOVEL system for rapid customisation:

- A** Turning clockwise tightens the straps
- B** Pressure on the central button releases the tension



ARTICLE NUMBER

07780

SIZE IN CM

14	Circumference 15 cm above the knee joint space
XS	32 - 38
S	38 - 44
M	44 - 50
L	50 - 56
XL	56 - 63
XXL	63 - 70

- Colour:
- Please specify R or L

INDICATIONS

- Conservative / post-operative
- Ligament lesions (ACL, PCL, lateral ligaments)
- Ligament ruptures (ACL, PCL, lateral ligaments)
- Instability of the ACL, PCL, lateral ligament ruptures
- Meniscal injuries
- Combination injuries
- Patella fracture

EFFECT

- Additional strapping to control the posterior drawer
- Stabilisation of both the posterior and anterior drawer
- Functional knee guidance and stabilisation

TECHNIQUE

- Adjustment of flexion and extension
- Mouldable brace frame
- Ventral frame – simply position without stepping in
- Incongruent joints support the knee's physiological movements
- Extension: 0°, 10°, 20°, 30°
- Flexion: 0°, 10°, 20°, 45°, 60°, 75°, 90°
- Immobilisation is possible at 0°, 10°, 20°, 30°
- Living Hinge: Compensation of frame movements
- Single, permanent setting of the straps

ARTICLE NUMBER

07785

SIZE IN CM

14	Circumference 15 cm above the knee joint space
XS	32 - 38
S	38 - 44
M	44 - 50
L	50 - 56
XL	56 - 63
XXL	63 - 70

- Colour:
- Please specify R or L

INDICATIONS

- Conservative / post-operative
- Ligament lesions (ACL, PCL, lateral ligaments)
- Ligament ruptures (ACL, PCL, lateral ligaments)
- Instability of the ACL, PCL, lateral ligament ruptures
- Meniscal injuries
- Combination injuries
- Patella fracture

EFFECT/TECHNIQUE

- NOVEL system for strap adjustment without using Velcro fasteners
- Adjustment of strap tension via tensioner with turning movement
- Release tension with a simple button press
- Adjustment with tactile and audible check, even through clothing
- Particularly suitable for active brace wearers, especially during sport
- Otherwise as with GENUDYN® CI

ARTICLE NUMBER

07782

SIZE IN CM

14	Circumference 15 cm above the knee joint space
XS	32 - 38
S	38 - 44
M	44 - 50
L	50 - 56
XL	56 - 63
XXL	63 - 70

- Colour:
- Please specify R or L

INDICATIONS

- Conservative / post-operative
- Ligament lesions (ACL, PCL, lateral ligaments)
- Ligament ruptures (ACL, PCL, lateral ligaments)
- Instability of the ACL, PCL, lateral ligament ruptures
- Meniscal injuries
- Combination injuries
- Patella fracture

EFFECT/TECHNIQUE

- Step-through brace with frame guide dorsally on the lower leg
- Otherwise as with GENUDYN® CI

GENUDYN® OA

Knee brace for dynamic relief and stabilisation of the medial or lateral compartment

Individual relief

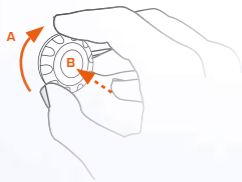
The correction pressure can be easily adjusted to individual requirements by means of a rotary wheel



Living Hinge

Innovative NOVEL system for rapid customisation:

- A** Turning clockwise tightens the straps
- B** Pressure on the central button releases the tension



Large correction pads enable a comfortable and pleasant transfer of force to the leg

Physiotherapy to go
Access to therapeutic exercises and important patient information via QR code directly on the product



GENUDYN® OA SMART

Knee brace for dynamic relief with 2 motion sensors and training programme

2-sensor technology for reliable angle measurement



Digital training assistant powered by **re.flex** recovery made simple



ARTICLE NUMBER

07788

Medial version: Medial relief, medial/varus gonarthrosis, genu varum, O-leg, valgising mode of action

07789

Lateral version: Lateral relief, lateral/valgus gonarthrosis, genu valgum, X-leg, varisating mode of action

SIZE IN CM

14	Circumference 15 cm above the knee joint space
XS	32 - 38
S	38 - 44
M	44 - 50
L	50 - 56
XL	56 - 63
XXL	63 - 70

- Colour:
- Please specify R or L

INDICATIONS

- Conservative / post-operative
- For pain reduction and relief of the medial or lateral compartment in cases of knee arthrosis
- Mild varus / valgus deformities
- All indications and symptoms requiring unicompartmental reduction in weight-bearing (e.g. pre and post-operatively for: degenerative meniscal tears, stable tibial head fractures, lateral ligament injuries)

EFFECT

- Dynamic relief of the medial or lateral compartment with a 3-point principle
- Bilateral brace frame for physiological guidance and stabilisation of the knee with a 4-point principle
- Individual adjustment and relief: The correction pressure can be easily adjusted to individual requirements by means of a rotary wheel

TECHNIQUE

- Living Hinge: Maximum relief is achieved with full extension and slight flexion. The brace adjusts automatically during the sitting and swing phases and no correction pressure is applied
- Mouldable brace frame
- Ventral frame: Simply position without stepping in
- Extension: 0°, 20°, 30°, 40°
- Flexion: 45°, 60°, 75°, 90°

Further information via digital@sporlastic.de

SIZE IN CM

14	Circumference 15 cm above the knee joint space
XS	32 - 38
S	38 - 44
M	44 - 50
L	50 - 56
XL	56 - 63
XXL	63 - 70

- Colour:
- Please specify R or L

INDICATIONS

- Conservative / post-operative
- For pain reduction and relief of the medial or lateral compartment in cases of knee arthrosis
- Mild varus / valgus deformities
- All indications and symptoms requiring unicompartmental reduction in weight-bearing (e.g. pre and post-operatively for: degenerative meniscal tears, stable tibial head fractures, lateral ligament injuries)

EFFECT

- Dynamic relief of the medial or lateral compartment with a 3-point principle
- Bilateral brace frame for physiological guidance and stabilisation of the knee with a 4-point principle
- Individual adjustment and relief: The correction pressure can be easily adjusted to individual requirements by means of a rotary wheel

TECHNIQUE

- Optimum exercise instructions and control
- Training programme and intensity according to individual performance
- Digital documentation of the rehabilitation process
- Living Hinge: Maximum relief is achieved with full extension and slight flexion. The brace adjusts automatically during the sitting and swing phases and no correction pressure is applied
- Mouldable brace frame
- Ventral frame: Simply position without stepping in
- Extension: 0°, 20°, 30°, 40°
- Flexion: 45°, 60°, 75°, 90°

V-FORCE®

Knee Relief (OA) brace for the medial or lateral compartment



Adaptable corrective pressure thanks to adjustable varus / valgus positioning

Partially elastic plastic shells for pleasant wearing comfort

Silicon adhesive strips prevent the brace from slipping

Wrap for better adhesion and targeted rotation inhibition

KNEO

Over-ankle joint knee brace for unicompartmental relief



Partially elastic strap for high wearing comfort. Straps can be individually shortened and adjusted

Living Hinge: Permanent anatomical adaptation of the brace during movement

Finely adjustable correction pressure as a result of moulding of the foot bar

ARTICLE NUMBER

SIZE

INDICATIONS

EFFECT

TECHNIQUE

07750

Left leg:
Genu varum/medial knee arthrosis:

07750-1
Genu valgum/lateral knee arthrosis:

07750-2

Right leg:

Genu varum/medial knee arthrosis:

07750-2
Genu valgum/lateral knee arthrosis:

07750-1

One size only, adjustable to a thigh circumference (15 cm above the knee joint space) from at least 32 cm to a maximum of 70 cm

• Colour:

- Conservative / post-operative
- Preoperatively
- Knee arthrosis
- Uni-compartmental relief before HTO (brace test)
- Bone bruising (post-traumatic bone marrow oedema)

- Monolateral brace frame for relief of the medial or lateral compartment
- Corrective influence on the joint axis in the standing and swing-through phase
- Pain relief
- Delay of joint wear
- Increased mobility

- Polycentric joint, adjustable varus / valgus angle as well as extension and flexion
- Extension: 0°, 5°, 10°, 15°, 20°, 25°
- Flexion: 45°, 60°, 75°, 90°

ARTICLE NUMBER

SIZE IN CM

INDICATIONS

EFFECT

TECHNIQUE

07790

Medial version:
Medial relief, medial/ varus gonarthrosis, genu varum, O-leg, valgising mode of action

07791

Lateral version:
Lateral relief, lateral/ valgus gonarthrosis, genu valgum, X-leg, varisating mode of action

	22 Height of ankle joint	21 Height of fibular head
1	6.5 - 7.5	35 - 38
2	6.5 - 7.5	38.5 - 41.5
3	6.5 - 7.5	42 - 45
4	7.5 - 8.5	39.5 - 42.5
5	7.5 - 8.5	43 - 46
6	8.5 - 9.5	44 - 47

- Colour:
- Please specify R or L

- All indications and complaints for which unicompartmental relief is indicated, e.g. gonarthrosis

- The ground reaction force is transferred to the lateral splint and, depending on the design, the load line running through the knee is shifted in a medial or lateral direction. Relief of the medial or lateral compartment is the result

- Anatomically pre-shaped side splint, can be optimally adapted to the contour of the lower leg
- Flat construction for excellent wearing comfort: An optimised fit, even under clothing
- Brace sole can be individually cut to size



20° version, three-part



Adjustment aid with scaled band and markings on the brace



Control strips for verification of functional compression

Also available in oversizes

Cold/hot pad for thermal therapy and increased compression effect



Compression control strips too loose



Functional compression with tension in the control strips



ARTICLE NUMBER

07765
0° version
07767
20° version

SIZE IN CM

Body size
1 150 - 174
2 175 - 200

- Colour:
- Can be worn on the R and L

INDICATIONS

- Conservative / post-operative
- All indications requiring immobilisation of the knee joint in an extended position, such as:
 - Damage to muscle/bone/capsular/ligament structures in the knee joint
- For time-limited stabilisation in:
 - an extended position (applies for 07765)
 - a flexed position (applies for 07767)
- Preoperatively
- Post-traumatic
- Painful conditions
- Patella fracture
- Following patellar luxation

EFFECT

- Immobilisation of the knee joint in an extended position, approx. 0° (applies for 07765)
- Immobilisation of the knee joint in a flexed position, approx. 20° (applies for 07767)

TECHNIQUE

- Three-part system enables stepless adjustment to leg circumference
- Adjustment aid with scaled band and markings on the brace
- Divided Velcro surfaces for easy adjustment of the leg circumference
- Mouldable lateral and dorsal reinforcement bars for optimised fit
- Individually positionable/removable foam cushioning in the popliteal fossa
- Freely positionable straps to make it easy to put on
- Recess for the kneecap
- Pleasant inner padding for optimum moisture regulation

ARTICLE NUMBER

07480

SIZE IN CM

11 Body circumference
S 80 - 90
M 90 - 100
L 100 - 110
XL 110 - 120
XXL 120 - 130
XXXL 130 - 140

- Colour:
- Please specify R or L

INDICATIONS

- Conservative / post-operative
- Following total hip replacement (including revision)
- Following arthroscopy of the hip
- For arthrosis and arthritis

EFFECT

- Compression to reduce the risk of post-operative haematoma formation
- Stabilisation of the hip joint
- Improved coordination and perception of the hip muscles (proprioception)
- Slightly abducting effect on the hip joint
- Cold/hot pad to support physiotherapy

TECHNIQUE

- Control strips to indicate correct compression
- Elasticated, breathable material
- Steplessly adjustable through Velcro fasteners



RELEVANT HERE:
Patient information
for the back
Article No. 09311

SPORLASTIC AIR-MATRIX
silicone pad

Breathable 3D flat
knitted fabric with
recycled yarn

Hand slings for
easy wearing

Innovative stretching
and comfort zone in
the hip flexor area



Perforated closure for
excellent breathability

SUPREME series:
Physiotherapy to go
Access to therapy exercises and
application instructions via QR code
in the product packaging



VERTEBRADYN® SUPREME SENSO

PRODUCT AND INDICATION FINDER

	VERTEBRADYN® SUPREME SENSO	VERTEBRADYN® SENSO	VERTEBRADYN® STABIL	VERTEBRADYN® VARIO	VERTEBRADYN® AKTIV	VERTEBRADYN® STRONG	VERTEBRADYN® X. STRONG	VERTEBRADYN® ISG	VERTEBRADYN® OSTEO	CERVI-HIT®
Page number	54	55	56	57	57	59	59	60	61	63
Prolapsed intervertebral disc			•	•	•	•				
Cervical syndrome										•
Imbalance	•	•			•	•				
Facet joint syndrome					•	•				
Fracture							•			
Instability	•	•	•	•	•	•	•	•	•	
SIJ syndrome, instability, blocking								•		
Conservative treatment of secondary kyphoses									•	
Conservative treatment of sacral insufficiency fracture								•		
Lumbago	•	•	•							
Lumbar deformity				•		•	•			
Lumbar pain	•	•	•	•	•	•	•			
Lumbar syndrome (radicular, pseudo-radicular)							•			
Lumbosciatica				•			•			
Scheuermann's disease									•	
Myofascial pain syndrome								•		
Osteochondrosis			•	•	•	•	•		•	
Osteoporosis									•	
Prevention	•	•	•	•	•					
Hunchback									•	
Whiplash										•
Spinal canal stenosis			•	•	•	•	•			
Spondylosis			•			•				
Ankylosing spondylitis (Bechterew's disease)									•	
Spondylolisthesis			•	•	•	•	•			
Stabilisation			•					•		
Symphyseal rupture, loosening								•		
Tendinopathies of the pelvic region								•		

VERTEBRADYN® SUPREME SENSO

Lumbar spine brace with AIR-MATRIX silicone pad for stabilisation



Breathable 3D flat knitted fabric with recycled yarn


Innovative stretching and comfort zone in the hip flexor area



SPORLASTIC AIR-MATRIX silicone pad



Physiotherapy to go
Access to therapy exercises and application instructions via QR code in the product packaging



Silicone profile pad



Physiotherapy to go
Access to therapeutic exercises and important patient information via QR code directly on the product



Accessories:
Suitable for all Vertebradyn® products, except Vertebradyn® ISG



BACK EXTENSION PIECE

ARTICLE NUMBER

- 07545 Straight cut
- 07550 Tailored cut

SIZE IN CM

11 Body circumference	Size	Body circumference (cm)
XS	70 - 80	
S	80 - 90	
M	90 - 100	
L	100 - 110	
XL	110 - 120	
XXL	120 - 130	

- Front height: 15.5 cm
- Back height: 23 cm

Straight cut

- Colours:

Tailored cut

- Colours:

INDICATIONS

- Conservative
- Lumbar pain
- Muscular imbalances
- Radicular irritation syndromes
- Spinal canal stenosis
- Preventive stabilisation

EFFECT

- Causal lumbar pain therapy with:**
- SPORLASTIC AIR-MATRIX silicone pad: Anatomically shaped for proprioception
 - Facilitation of de-lordosing, physiological muscle work and increased strength
 - De-lordosing through pressure build-up in the abdominal area
 - Widening of the spinal canal
 - Tone stimulation through friction massage

TECHNIQUE

- Breathable 3D flat knitted fabric with recycled yarn
- Soft support edge with reduced pressure
- Innovative stretching and comfort zone in the hip flexor area
- Perforated closure for excellent breathability
- Hand straps to make the brace easy to put on

ARTICLE NUMBER

- 07145 Straight cut
- 07150 Tailored cut

SIZE IN CM

11 Body circumference	Size	Body circumference (cm)
XS	70 - 80	
S	80 - 90	
M	90 - 100	
L	100 - 110	
XL	110 - 120	
XXL	120 - 130	

- Front height: 15.5 cm
- Back height: 23 cm

Straight cut

- Colours:

Tailored cut

- Colour:

INDICATIONS

- Conservative
- Lumbar pain
- Muscular imbalances
- Radicular irritation syndromes
- Spinal canal stenosis
- Preventive stabilisation

EFFECT/TECHNIQUE

- Causal lumbar pain therapy with:**
- Facilitation of de-lordosing, physiological muscle work and increased strength
 - De-lordosing through pressure build-up in the abdominal area
 - Widening of the spinal canal
 - Tone stimulation through friction massage
 - Soft nopped silicone profile pad, variable position
 - Latex-free elastic knit with functional compression
 - Hand slings for easy wearing

Accessories:

ABDOMINAL PLATE

Article No. 17428

- Height: approx. 26 cm
- Width: approx. 24.5 cm
- Colour:

BACK EXTENSION PIECE

Article No. 17400

- Height: approx. 20 cm
- Width: approx. 25 cm
- Colours:

SIZE

Only one size, suitable for all VERTEBRADYN® products, except Vertebradyn® ISG

VERTEBRADYN® STABIL

Lumbar spine brace for stabilisation with reinforcing bars

VERTEBRADYN® LIGHT

Lumbar spine brace for stabilisation with traction elements

VERTEBRADYN® VARIO

Lumbar support brace with mobilisation function

VERTEBRADYN® AKTIV

Lumbar spine brace for stabilisation with proprioception pad and traction elements



ARTICLE NUMBER

07410

SIZE IN CM

11 Body circumference

XS	70 - 80
S	80 - 90
M	90 - 100
L	100 - 110
XL	110 - 120
XXL	120 - 130

- Front height: 15.5 cm
- Back height: 27 cm
- Colour:

INDICATIONS

- Conservative / post-operative
- Lumbago
- Lumbar pain
- Osteochondrosis
- Spondylosis
- Spondylolisthesis
- Intervertebral disc damage
- Mild instability of the lumbar spine
- Preventive stabilisation

EFFECT/TECHNIQUE

- Relief, de-lordosing and stabilisation of the lumbar spine
- Improvement of posture

ARTICLE NUMBER

07155

SIZE IN CM

11 Body circumference

XS	70 - 80
S	80 - 90
M	90 - 100
L	100 - 110
XL	110 - 120
XXL	120 - 130

- Front height: 15.5 cm
- Back height: 27 cm
- Colour:

INDICATIONS

- Conservative / post-operative
- Lumbar spine syndrome
- Mild instability of the spine
- Intervertebral disc damage
- Preventive stabilisation
- Lumbar pain

EFFECT/TECHNIQUE

- Partial relief and stabilisation of the lumbar spine with adjustable pressure
- De-lordosing through pressure build-up in the abdominal area
- Adjustable degree of stabilisation thanks to additional elastic pull straps
- Elasticated, breathable material

ARTICLE NUMBER

07420

SIZE IN CM

11 Body circumference

XS	70 - 80
S	80 - 90
M	90 - 100
L	100 - 110
XL	110 - 120
XXL	120 - 130

- Front height: 15.5 cm
- Back height: 27 cm
- Colour:

INDICATIONS

- Conservative / post-operative
- Prolapsed intervertebral disc
- Following disc surgery with small to moderate prolapse
- Spinal canal stenosis
- Spinal instability
- Acute, severe lumbar pain
- Moderate-severity lumbosciatica
- Inflammations of the iliosacral joint
- Osteochondrosis
- Spondylolisthesis

EFFECT/TECHNIQUE

- Partial relief through an increase in intra-abdominal pressure
- De-lordosing
- Mobilisation through removal of the traction elements and replacement / removal of the pads
- Additional pressure / massage effect on the sacrum or lumbar region
- Integrated anatomically pre-moulded spring steel bars

Accessories:

SACRAL PAD

Article No. 17420

LUMBAR PAD

Article No. 27420

• Colour each:

ARTICLE NUMBER

07416
Straight cut
07417
Tailored cut

SIZE IN CM

11 Body circumference

XS	70 - 80
S	80 - 90
M	90 - 100
L	100 - 110
XL	110 - 120
XXL	120 - 130

- Front height: 15.5 cm
- Back height: 27 cm

Straight cut

• Colours:

Tailored cut

• Colour:

INDICATIONS

- Conservative / post-operative
- Prolapsed intervertebral disc
- Spinal canal stenosis
- Instability
- Severe lumbar pain
- Muscular imbalances
- Inflammations of the iliosacral joint
- Osteochondrosis
- Facet joint syndrome
- Spondylolisthesis

EFFECT/TECHNIQUE

- Causal lumbar pain therapy with:
- Partial relief through an increase in intra-abdominal pressure
- Facilitation of de-lordosing, physiological muscle work and increased strength
- Posture correction
- Widening of the spinal canal
- Soft nopped silicone profile pad
- Integrated anatomically pre-moulded spring steel bars

VERTEBRADYN® FORCE

Lumbar bridging brace for relief and correction

NEW



VERTEBRADYN® STRONG

Lumbar support brace with reinforcing bars and traction elements



VERTEBRADYN® X.STRONG

Lumbar spine brace for mobilisation

ARTICLE NUMBER

07428

SIZE IN CM

11 Body circumference	
XS	70 - 80
S	80 - 90
M	90 - 100
L	100 - 110
XL	110 - 120
XXL	120 - 130

- Front height: 19 cm
- Back height: XS - S 34 cm, M - XXL 37 cm

• Colour:

INDICATIONS

- Damage in the lumbar spine region
- Relief of the lumbar spine through de-lordosing
- All indications requiring relief of the lumbar spine through reduction of the degree of lordosis, such as:
 - Severe lumbosciatica with muscular deficits on a background of significant disc protrusions/prolapse without absolute indication for surgery
 - Severe radicular, pseudoradicular lumbar syndrome (conservatively therapy-resistant)
 - spondylolisthesis with recurrent lumbosciatica
- severe lumbar deformity with facet joint syndrome/arthritis
- Condition following intervertebral disc surgery without remaining paresis with cleared intervertebral disc, single-level spinal decompression without deformity, single-level intervertebral disc surgery
- spinal canal stenosis with short walking distance without significant pareses
- Inflammatory conditions
- Degeneration
- Small post-traumatic vertebral fractures

EFFECT

- De-lordosing
- Movement and weight load of the upper body is transferred to the pelvis
- Rotational movements are reduced

TECHNIQUE

- Breathable 3D flat knitted fabric
- High air circulation with spacer fabric
- Pleasant transfer of force with self-aligning pelvis and trunk support straps
- Strength-saving application with 4-way pulley principle

ARTICLE NUMBER

07425

SIZE IN CM

11 Body circumference	
XS	70 - 80
S	80 - 90
M	90 - 100
L	100 - 110
XL	110 - 120
XXL	120 - 130
XXXL	130 - 140

- Front height: 15.5 cm
- Back height: XS - S 30 cm, M - XXXL 32 cm

• Colour:

INDICATIONS

- Conservative / post-operative
- Severe lumbar pain
- Muscular imbalances
- Inflammations of the iliosacral joint
- Facet joint syndrome
- Spinal canal stenosis
- Spondylolisthesis
- Prolapsed intervertebral disc
- Spinal instability
- Lumbar deformity

EFFECT/TECHNIQUE

- Build-up of intra-abdominal pressure to relieve and de-lordose the lumbar spine
- Relief of the lumbar spine
- Maximum de-lordosing
- Pelvis straightening

ARTICLE NUMBER

07426

SIZE IN CM

11 Body circumference	
XS	70 - 80
S	80 - 90
M	90 - 100
L	100 - 110
XL	110 - 120
XXL	120 - 130

- Front height: XS - S 18 cm, M - XXL 21 cm
- Back height: 36 cm

• Colour:

INDICATIONS

- Conservative / post-operative
- Severe lumbosciatica
- Severe lumbar syndrome
- Spondylolisthesis
- Severe lumbar deformity with hypermobility
- Post-lumbar spine surgery and vertebral disc surgery
- Lumbar instability
- Spinal canal stenosis
- Vertebral body fractures of L1-L5

EFFECT/TECHNIQUE


- Relief and de-lordosing through build-up of intra-abdominal pressure, a forward tilt of the trunk and pelvic tilt
- Bridging function through integrated spring steel bars and semi-rigid back shell
- Limitation of rotation in the lumbar spine area through trunk shell
- Functional mobilisation through the ability to remove parts for a bridging and lumbar support brace
- 4 lumbar spine-bridging spring steel bars

VERTEBRADYN® ISG

Pelvic brace for stabilisation and relief



Stabilising pushing and massage effect towards the centre of the body due to angled fins



High wearing comfort: Closure with the optimised contour in the groin area for comfortable sitting

Physiotherapy to go
Access to therapeutic exercises and important patient information via QR code directly on the product



VERTEBRADYN® OSTEO

Dynamic back brace for active support and stabilisation



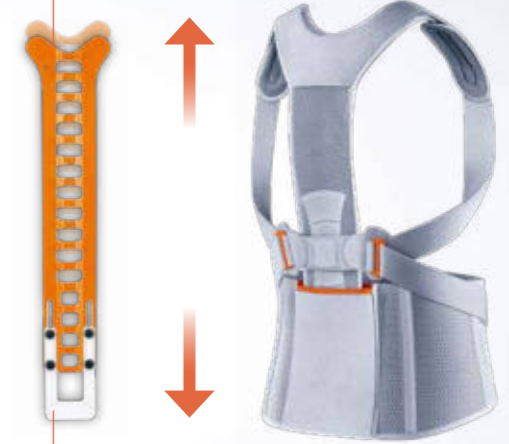
Backpack principle:
Comfortable to put on thanks to maximum extension of arm slings

Easy to use:
Only one strap for each side of the body

Arrester and parking position:
Straps are always to hand

THE INTIMATE FIT PRINCIPLE

DYNAMIC RECLINING EFFECT
Elastic reclining splint for continuous straightening effect



AUTOMATIC LENGTH ADJUSTMENT
Telescopic splint follows the movements of the body. This prevents the brace from sliding up

ARTICLE NUMBER

07158

SIZE IN CM

12 Pelvis circumference	
XS	75 - 85
S	85 - 95
M	95 - 110
L	110 - 125
XL	125 - 140

- Front height: 8.5 cm
- Back height: 15 cm
- Colour:

INDICATIONS

- SIJ syndrome
- SIJ instability
- SIJ immobility
- Preventive stabilisation
- Myofascial pain syndrome
- Tendinopathies of the pelvic region
- Pelvic ring instability
- Symphyseal rupture
- Symphyseal separation
- Conservative treatment of sacral insufficiency fracture

EFFECT

- Stabilisation and relief of the entire pelvic region
- Stabilising pushing effect towards the middle of the body
- Permanent, targeted massage effect on the sacroiliac joints

TECHNIQUE

- Straps are fed through two guide loops to minimise the amount of force required when putting the brace on
- High wearing comfort thanks to optimised contour in the groin area
- Narrow construction: Can be worn perfectly under clothing
- Hand slings for easy closing
- Drawstring length can be customised
- Excellent breathability

ARTICLE NUMBER

07435
Complete brace

SIZE IN CM

Complete brace		
	11 Body circumference	13 Back length
XS 0		0 50 - 53
XS 1	XS	1 54 - 60
XS 2	70 - 80	2 61 - 67
XS 3		3 68 - 75
S 0		0 50 - 53
S 1	S	1 54 - 60
S 2	80 - 90	2 61 - 67
S 3		3 68 - 75
M 0		0 50 - 53
M 1	M	1 54 - 60
M 2	90 - 100	2 61 - 67
M 3		3 68 - 75
L 0		0 50 - 53
L 1	L	1 54 - 60
L 2	100 - 110	2 61 - 67
L 3		3 68 - 75
XL 0		0 50 - 53
XL 1	XL	1 54 - 60
XL 2	110 - 120	2 61 - 67
XL 3		3 68 - 75
XXL 0		0 50 - 53
XXL 1	XXL	1 54 - 60
XXL 2	120 - 130	2 61 - 67
XXL 3		3 68 - 75

• Colour:

INDICATIONS

- Osteoporosis
- Stable vertebral fractures in the thoracic / lumbar spine area
- Conservative treatment of secondary kyphoses
- Painful hunchback
- Muscular laxity
- Ankylosing spondylitis (Bechterew's disease)
- Scheuermann's disease

EFFECT

- Active support, relief and stabilisation of the entire back
- Dynamic reclining effect: Elastic reclining splint for continuous straightening effect
- Automatic length adjustment: Telescopic splint follows the movements of the body. This prevents the brace from sliding up
- Continuous adjustment of the corrective pressure

TECHNIQUE

- Anatomically pre-moulded and customisable reclining splint
- Comfortable to put on thanks to maximum extension of arm slings
- Straps are fed through guide loops to minimise the amount of force required
- Hand slings for easy closing
- Drawstring length can be customised
- Custom-positionable shoulder pads
- Excellent wearing comfort thanks to elastic textile

The sizes marked in grey can be ordered as complete braces.

TRIAC II

Dynamic scoliosis brace with open frame construction



CERVILASTIC®

Anatomical cervical collar for day and night use



CERVI-HiT®

Anatomical cervical collar with reinforcement for day and night use



Front view



Back view



Air-permeable reinforcing inlay



ARTICLE NUMBER

07310

07310-2

Thoracic area convex to the right, Lumbar area convex to the left¹

07310-1

Thoracic area convex to the left, Lumbar area convex to the right¹

¹ Patient viewed from dorsal angle

SIZE

S, M, L

• Please request a measurements sheet

• Colour:

INDICATIONS

- Conservative
- Idiopathic scoliosis up to 35° Cobb
- Contraindications:**
- Scoliotic vertex higher than T7
- Scoliotic vertex affecting T11/12, L 4/5
- Paralytic scoliosis
- Goal: To prevent progression of the disease through the early use of braces

EFFECT

- Permanent growth-directing corrective pressure on the spine while lying down, sitting and standing
- Stabilisation of lateral and rotational deformities
- Minimised discomfort – from both a physical (skin) and psychological (appearance) perspective

TECHNIQUE

- Three **Cs** for mobility and widespread acceptance:
 - **C**ontrol – thanks to constant corrective forces
 - **C**omfort – thanks to the open design
 - **C**osmetic – thanks to the particularly flat construction
- Trunk movement possible thanks to joint pocket

ARTICLE NUMBER

02734 - 02738

SIZE

1b Height of the cervical collar	Article No.
4.5 cm high	02734
6.5 cm high	02735
7.5 cm high	02736
9.0 cm high	02737
11.0 cm high	02738

• Length: 56 cm

• Colours:

INDICATIONS

• As for CERVI-HiT®

KIDS SIZE

1b Height of the cervical collar	Article No.
4.5 cm high	82734
6.5 cm high	82735

• Length: 46 cm

• Colour:

EFFECT/TECHNIQUE

- Support function with relief of the cervical spine
- Relaxation of the neck muscles thanks to warming effect
- Anatomical fit
- Larynx cut-out

ARTICLE NUMBER

02716 - 02718

SIZE

1b Height of the cervical collar	Article No.
7.5 cm high	02716
9.0 cm high	02717
11.0 cm high	02718

• Length: 56 cm

• Colours:

INDICATIONS

- Conservative / post-operative
- Neck sprains (whiplash injuries)
- Acute or chronic cervical pain syndrome
- Following cervical disc operations
- Rheumatological conditions of the cervical spine
- Following torticollis operations
- Post-operative relief
- Vertigo
- Neurological indications:**
- Cervico-brachial syndrome

EFFECT/TECHNIQUE

- Support function with relief of the cervical spine
- Relaxation of the neck muscles thanks to warming effect
- Air-permeable reinforcing inlay
- Anatomical fit
- Larynx cut-out

SOLUTIONS FOR THE SHOULDER


Custom-positionable anatomical shoulder cushion

Belt system easily adjustable to the correct length

Quick fasteners for easy putting-on and taking-off

Intuitive closure system: Even easier to wear on the left and right

Thumb sling for greater stability



RELEVANT HERE:
Patient information for the shoulder
Only available digitally at www.sporlastic.de/service/downloads

Arm and hand fixation with Velcro fasteners

Arm sling made from open-meshed, breathable material for pleasant wearing comfort

OMO-HiT® IMMOBIL

PRODUCT AND INDICATION FINDER



	OMO-HiT	OMO-LUX	NEURO-LUX II	OMO-HiT SUPPORT	OMO-HiT IMMOBIL	OMO-HiT ABDUCTION	STUTTART SHOULDER/ARM SUPPORT
Page number	66	66	67	68	68	69	69
Arthrosis	•						
AC joint separation		•					
Ligament laxity	•			•	•	•	•
Bursitis	•					•	•
Sprain	•	•				•	•
Inflammatory conditions				•	•	•	•
Fracture	•			•	•	•	•
Hemiplegia			•				
Shoulder contusion	•						
Shoulder luxation	•	•		•	•	•	•
Paresis, weak shoulder and arm muscles			•	•	•	•	
Peripheral nerve damage			•				
Plexus injury			•	•	•	•	
Post-traumatic symptoms				•	•	•	•
Inflammatory conditions		•					
Rotator cuff repair / injury	•	•		•	•	•	•
Immobilisation	•				•	•	•
Subluxation							•
Total endoprosthesis						•	•

OMO-HiT®

Shoulder and upper arm fixation for early functional treatment



Napped silicone pad

Arm fixation with forearm sling, removable

OMO-LUX®

Shoulder luxation brace with fixed guidance yet free function



Anatomical shell guidance at the shoulder and neck

Three-dimensional joint

NEURO-LUX® II

Functional brace for stabilisation of the shoulder joint in cases of flaccid paralysis



Diagonal strap guidance encourages external rotation



Without NEURO-LUX® II



With NEURO-LUX® II: Appropriate raising of the humeral head towards the articular cavity can be achieved via the lifting straps

ARTICLE NUMBER

07262

SIZE IN CM

9 Chest circumference

S	80 - 92
M	92 - 102
L	102 - 115
XL	115 - 125

- Colour:
- Please specify R or L

INDICATIONS

- Conservative / post-operative
- Shoulder luxation, subluxation
- Sprain, contusion
- Upper arm fractures
- Scapula fracture
- Rotator cuff injury
- Subacromial bursitis

EFFECT/TECHNIQUE

- Stabilisation and functional guidance of the shoulder
- Immobilisation / relief of the shoulder with forearm sling
- For early functional follow-up treatment in post-operative physiotherapy
- Silicone pad
- Cold / hot pad for pain and oedema reduction
- Quick and gentle to put on
- Removable forearm sling
- Axilla kept clear for optimisation of body hygiene and wearing comfort

ARTICLE NUMBER

07245

SIZE IN CM

One size only, can be customised

- Colour:
- Please specify R or L

INDICATIONS

- Conservative / post-operative
 - Habitual shoulder luxation
 - Injury to acromioclavicular joint I and II Tossy grades
 - Post-operative treatment following Tossy III ligament rupture
 - Post-operative treatment following resection of the distal end of the clavicle
 - Inflammatory conditions in arthrosis
- Contraindication:**
- No direct treatment following Tossy III injuries

EFFECT/TECHNIQUE

- Stabilisation and functional guidance of the shoulder joint
- Physiological joint movement – can be restricted with frontal strap
- Avoidance of secondary frozen shoulder
- Plastic shell linked with torsion joint
- Anatomically pre-determined shell guidance in the shoulder area
- Thermally mouldable, extremely lightweight material
- Secure fixation through strap connections
- Axilla strap

ARTICLE NUMBER

07261

SIZE IN CM

	Arm section		Shoulder section	
	4	9	9	9
1	S	21 - 25	S	75 - 90
2	S	21 - 25	M	90 - 105
3	S	21 - 25	L	105 - 125
4	M	25 - 29	S	75 - 90
5	M	25 - 29	M	90 - 105
6	M	25 - 29	L	105 - 125
7	L	29 - 35	S	75 - 90
8	L	29 - 35	M	90 - 105
9	L	29 - 35	L	105 - 125

- Colour:
- Please specify R or L

INDICATIONS

- Conservative
- Shoulder-hand syndrome
- Subluxation
- Weak and painfully restricted movement of the shoulder and arm muscles following:
 - Hemiplegia
 - Plexus injuries
 - Cranio-cerebral trauma
 - Trauma to the cervical spine
 - Peripheral nerve damage

EFFECT

- Repositioning of the humeral head in the shoulder joint with correction of subluxation and internal rotation
- Securing of the shoulder joint with free arm function
- Pain relief
- Avoidance of secondary damage to the capsule, tendons, muscles and nerves
- Improved gait thanks to guided arm swing movement
- Significant correction of pathological internal rotation through enclosure of the elbow and corresponding angled strap guidance causing external rotation

TECHNIQUE

- Correction of pathological internal rotation through angled strap guidance causing external rotation with enclosure of the elbow
- Shoulder section: Excellent fit
- Arm element: Easily adaptable, flat positioning, napped adhesive strip
- Chest strap: Easy handling when closing and opening
- Arm element can be closed with one hand

OMO-HIT® SUPPORT

Shoulder joint brace for immobilisation



OMO-HIT® IMMOBIL

Shoulder joint brace for immobilisation



OMO-HIT® ABDUCTION

Shoulder joint brace for abduction positioning



STUTTGART SHOULDER-ARM SUPPORT

For stable positioning and fixation of the upper and forearm



For bilateral use, customisable

Special closure technique allows single-handed putting-on and taking-off

Optimised fit thanks to anatomically shaped arm support.



Body strap for fixation



Includes additional body strap for fixation



Anatomically shaped cushion for abduction and ball as hand support



Position can be changed up to 50° of abduction and 5°-10° of external rotation thanks to additional external rotation wedge



Hand support with ball



ARTICLE NUMBER

07290

SIZE IN CM

5 Forearm length	
S	21 - 27
M	27 - 33
L	33 - 38
XL	38 - 42

- Colour:
- Can be worn on the R and L

INDICATIONS

- Conservative / post-operative
- In cases of laxity or injury to the capsule and ligament apparatus of the shoulder
- Paralysis of the arm
- Stable subcapital humeral fracture
- Post-traumatic symptoms
- Indications that require relief of the shoulder and/or elbow joint

EFFECT/TECHNIQUE

- Limitation of shoulder joint mobility
- Arm sling made from open-meshed, breathable material for pleasant wearing comfort
- Relief of the shoulder, upper arm and elbow
- Thumb sling for greater stability
- Custom-adjustable straps and forearm position
- Quick fasteners for easy putting-on and taking-off
- Arm and hand fixation with Velcro fasteners

ARTICLE NUMBER

07292

SIZE IN CM

5 Forearm length	
S	21 - 27
M	27 - 33
L	33 - 38
XL	38 - 42

- Colour:
- Can be worn on the R and L

INDICATIONS

- Conservative / post-operative
- In cases of laxity or injury to the capsule and ligament apparatus of the shoulder
- Paralysis of the arm
- Subcapital humeral fracture
- Post-traumatic symptoms
- Indications that require immobilisation of the shoulder and/or elbow joint

EFFECT/TECHNIQUE

- Immobilisation of the shoulder joint
- Fixation of the entire arm in a defined position
- Intuitive closure system: Even easier to wear on the left and right
- Otherwise as with OMO-HIT® SUPPORT

ARTICLE NUMBER

07294

SIZE IN CM

5 Forearm length	
S	21 - 27
M	27 - 33
L	33 - 38
XL	38 - 42

- Colour:
- Can be worn on the R and L

INDICATIONS

- Conservative / post-operative
- Subacromial bursitis/impingement
- Frozen shoulder
- For pre- and post-operative use in joint replacement
- Injuries to the shoulder and/or arm, especially with injury / tears of the rotator cuff
- All conditions requiring fixation of the arm in an abduction position

EFFECT/TECHNIQUE

- Positioning and fixation in 30° of abduction
- Anatomically shaped cushion for precise and secure arm positioning
- Anatomical neck cushion
- Thumb sling for greater stability
- Ball for hand positioning and training
- Rapid closure of the shoulder strap, designed especially for single-handed operation
- Custom-adjustable belt system
- Arm sling made from open-meshed, breathable material
- Intuitive closure system: Even easier to wear on the left and right

ARTICLE NUMBER

07255

SIZE IN CM

Body size	
1	140 - 160
2	160 - 200

- Colour:
- Please specify R or L

Accessories:

EXTERNAL ROTATION WEDGE

Article No. 17255
HAND SUPPORT WITH BALL

Article No. 27255

INDICATIONS

- Conservative / post-operative
- Specifically:
 - Following reconstruction of the rotator cuff
 - Following proximal humeral fracture
 - Following shoulder prosthesis implantation
 - Following capsulotomy for frozen shoulder
- Conservative treatment of:
 - Proximal humeral fracture
 - Shoulder luxation
 - Inflammatory shoulder conditions

EFFECT/TECHNIQUE

- Stable position of the upper and forearm
- Approx. 30° of abduction
- Mean internal rotation position approx. 45°
- Treatment of posterior or anterior shoulder luxation with external rotation wedge
- Fixation of the upper and forearm with Velcro fasteners
- Soft support and fixation of the elbow joint
- Easily adjustable strap system

SOLUTIONS FOR THE ELBOW

Soft support edge with reduced pressure

Innovative stretching zone for the perfect fit, even during movement



SPORLASTIC AIR-MATRIX
Silicone pad: anatomically shaped and nopped for stimulation and friction massage

Highly elastic comfort zone for crease-free wearing

Elastic band for individual stabilisation

Breathable 3D flat knitted fabric with recycled yarn



RELEVANT HERE:
Patient information for the elbow
Article No. 09300

SUPREME series:
Physiotherapy to go
Access to therapy exercises and application instructions via QR code in the product packaging



EPIDYN® SUPREME

PRODUCT AND INDICATION FINDER



	EPIDYN® SUPREME	EPIDYN®	EPIDYN® AKTIV	EPIDYN® STABIL	EPI-HIT®	CUBIDYN	OLECRANON-SUPPORT	SP ELBOW-HAND-BRACE
Page number	72	73	73	74	74	75	76	77
Arthrosis	•	•	•	•				•
Ligament laxity	•	•	•				•	•
Bursitis							•	
Sprain	•	•	•					
Epicondylitis	•	•	•	•	•	•		
Fracture								•
Luxation								•
Inflammatory conditions	•	•	•					
Rheumatological conditions	•	•	•					
Lateral ligament instabilities				•				
TFCC injuries								•

EPIDYN® SUPREME

Elbow support with nopped AIR-MATRIX silicone pads and circular strap for compression and friction



Breathable 3D flat knitted fabric with recycled yarn

Elastic band for individual stabilisation

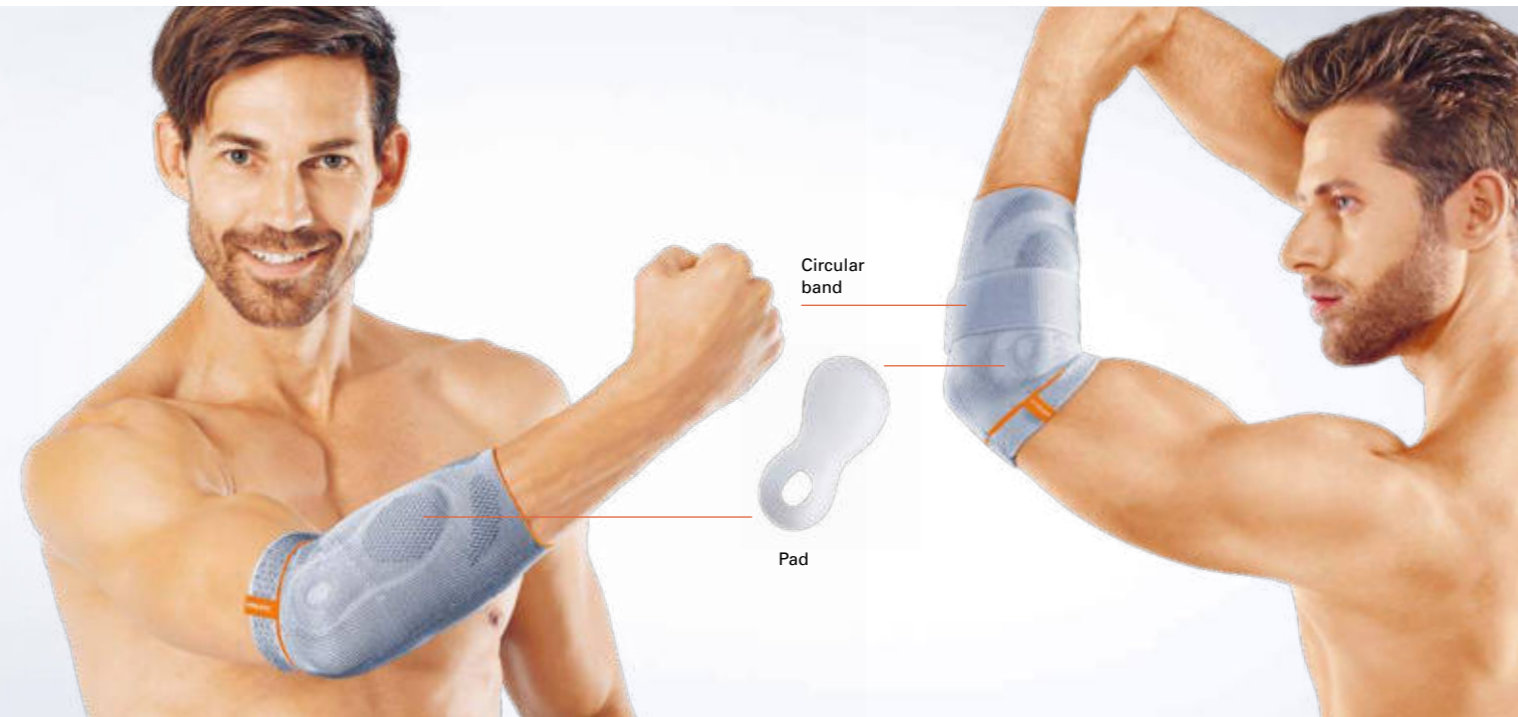
SPORLASTIC AIR-MATRIX silicone pad

Physiotherapy to go
Access to therapy exercises and application instructions via QR code in the product packaging



EPIDYN®

Elbow support with nopped silicone pads for compression and friction



Circular band

Pad



EPIDYN® AKTIV

Elbow support such as EPIDYN®, also with circular strap for local strain relief

ARTICLE NUMBER

07337

SIZE IN CM

3 Elbow circumference
XS 22 - 24
S 24 - 26
M 26 - 28
L 28 - 30
XL 30 - 32
XXL 32 - 34

- Colours:
- Can be worn on the R and L

INDICATIONS

- Conservative / post-operative
- Epicondylitis humeri radialis/ulnaris (tennis elbow, golfer's elbow)
- Arthrosis
- Ligament laxity
- Elbow sprain
- Inflammatory conditions (e.g. after fractures and operations)
- Rheumatological conditions

EFFECT

- SPORLASTIC AIR-MATRIX silicone pad: Perforated, breathable, light, anatomically shaped and nopped silicone pad for stimulation and friction massage
- Otherwise as with EPIDYN® AKTIV

TECHNIQUE

- Breathable 3D flat knitted fabric with recycled yarn
- Soft support edge with reduced pressure
- Innovative stretching zone for the perfect fit, even during movement
- Highly elastic comfort zone for crease-free wearing
- Removable, circular strap for individual relief

ARTICLE NUMBER

07237

SIZE IN CM

3 Elbow circumference
XS 22 - 24
S 24 - 26
M 26 - 28
L 28 - 30
XL 30 - 32
XXL 32 - 34

- Colours:
- Can be worn on the R and L

KIDS

87237

3 Elbow circumference
C 18 - 20

- Colour:
- Can be worn on the R and L

INDICATIONS

- Conservative / post-operative
- Arthrosis
- Ligament laxity
- Elbow sprain
- Inflammatory conditions (e.g. after fractures and operations)
- Rheumatological conditions

EFFECT/TECHNIQUE

- Relief and stabilisation of the elbow joint through compression
- Friction massage
- Pain relief
- Accelerated reabsorption of effusions through hyperaemia
- Improved nutritional situation for cartilage
- Optimised fit

ARTICLE NUMBER

07515

SIZE IN CM

3 Elbow circumference
S 24 - 26
M 26 - 28
L 28 - 30
XL 30 - 32
XXL 32 - 34

- Colour:
- Can be worn on the R and L

INDICATIONS

- Conservative / post-operative
- Epicondylitis humeri radialis/ulnaris (tennis elbow, golfer's elbow)
- Arthrosis
- Ligament laxity
- Elbow sprain
- Inflammatory conditions (e.g. after fractures and operations)
- Rheumatological conditions

EFFECT/TECHNIQUE

- Strain relief of the tendon tissue altered by inflammation at the epicondyles
- Relief of the elbow joint
- Friction massage
- Pain relief
- Accelerated reabsorption of effusions through hyperaemia
- Improved nutritional situation for cartilage
- Finely adjustable, circular Velcro strap
- Correction of pathological traction direction at the muscle insertion

EPIDYN® STABIL

Elbow support with silicone friction pads and lateral reinforcement



ARTICLE NUMBER

07517

SIZE IN CM

4 Arm circumference	
S	21 - 23
M	24 - 26
L	27 - 29
XL	30 - 32
XXL	32 - 34

- Colour:
- Can be worn on the R and L

INDICATIONS

- Conservative / post-operative
- Epicondylitis humeri radialis/ulnaris (tennis elbow, golfer's elbow)
- Lateral ligament instabilities
- Arthrosis, arthritis

EFFECT/TECHNIQUE

- Relief and stabilisation of the elbow joint through compression
- Improvement of proprioception and metabolism
- Decongestion and regeneration of damaged tissue
- Reduction of irritation at the origin of the tendon
- Correction of pathological traction direction at the muscle insertion
- Comfortable to put on thanks to Velcro fastener
- Compression of the upper arm can be controlled with Velcro fastener

EPI-HiT®

Epicondylitis support band with lateral and medial nopped friction pad and wrist support



ARTICLE NUMBER

07505

SIZE

One size only, adjustable to an arm circumference from at least 21 cm to a maximum of 36 cm

- Colours: Support strap/support: Support: Support strap/support:
- Can be worn on the R and L

EPI-HiT® included in therapy set:

- Epicondylitis support band
- Wrist support

The wrist support is included free of charge.

INDICATIONS

- Conservative / post-operative
- Epicondylitis humeri radialis/ulnaris (tennis elbow, golfer's elbow)

EFFECT/TECHNIQUE

- Relief of the affected muscle at the tendon insertion through specific pressure build-up
- Activation of intramuscular metabolism through frictional massage
- Stabilisation of the wrist (wrist support) reduces pain-triggering activity of the extensor muscles
- Nopped inner pad
- Simple pressure regulation
- Anatomical fit
- Straps can be shortened
- Closure straps with slip-stop

EPI-HiT® CLASSIC

Epicondylitis support band with lateral and medial nopped friction pad and wrist support



ARTICLE NUMBER

07599

SIZE IN CM

4 Arm circumference	
1	21 - 24
2	24 - 36

- Colour: Support strap/support:
- Can be worn on the R and L

EPI-HiT® CLASSIC included in therapy set:

- Epicondylitis support band
- Wrist support

The wrist support is included free of charge.

INDICATIONS

- Conservative / post-operative
- Epicondylitis humeri radialis/ulnaris (tennis elbow, golfer's elbow)

EFFECT/TECHNIQUE

- Relief of the affected muscle at the tendon insertion through specific pressure build-up
- Activation of intramuscular metabolism through frictional massage
- Stabilisation of the wrist (wrist support) reduces pain-triggering activity of the extensor muscles
- Simple pressure regulation
- Anatomical fit
- Nopped padding
- Straps can be shortened

CUBIDYN

Epicondylitis support band with friction pad



ARTICLE NUMBER

07236

SIZE

One size only, for all arm circumferences (maximum 37 cm)

- Colours:
- Can be worn on the R and L

INDICATIONS

- Conservative / post-operative
- Epicondylitis humeri radialis/ulnaris (tennis elbow, golfer's elbow)

EFFECT/TECHNIQUE

- Correction of pathological traction direction at the muscle insertion
- Proprioceptive effect of the support strap pressure with reflexive reduction of muscular hypertension
- Friction massage
- Pain relief
- Stepless pressure control

OLECRANON-SUPPORT

Elbow support with silicone profile inlay around the olecranon



Silicone profile inlay for extensive protection

ARTICLE NUMBER

07235

SIZE IN CM

3 Elbow circumference	
S	24 - 26
M	26 - 28
L	28 - 30
XL	30 - 32

- Colour:
- Can be worn on the R and L

INDICATIONS

- Conservative / post-operative
- Olecranon bursitis
- Following contusion with persistent inflammation in the area of the olecranon
- Insertion tendinopathy of the triceps tendon
- Previous surgery (bursectomy)
- Sulcus ulnaris syndrome

EFFECT

- Extensive protection for the entire elbow area
- Pressure relief when resting the elbow
- Relief and compression of the elbow joint
- Regeneration of damaged tissue

TECHNIQUE

- Silicone profile inlay surrounds the olecranon

SP ELBOW-HAND-BRACE



Elbow brace for mobilisation



Adjustable flexion at the elbow in 30° steps – from full extension and flexion to immobilisation in a 90° position

ARTICLE NUMBER

07560

SIZE IN CM

23		2	
Circumference of the middle of the forearm	16 - 23	Circumference of the middle of the biceps	16 - 26
S	16 - 23	M	23 - 27
M	23 - 27	L	27 - 32
L	27 - 32	XL	32 - 36
XL	32 - 36		42 - 48

- Colour:
- Can be worn on the R and L

INDICATIONS

- Conservative / post-operative
- TFCC injury
- Luxation or fracture of the distal radio-ulnar joint (DRUJ)
- Forearm fracture
- Radial head fracture
- Elbow fracture
- Injury to the membrana interossea
- Luxation and ligament injury of the elbow
- Luxation and ligament injury of the proximal radio-ulnar joint (PRUJ)

EFFECT/TECHNIQUE

- Customisable to individual arm length
- Optimised fit thanks to modular system
- Simple and fast adjustment of the ROM joint in 30° increments
- Custom length-adjustable wrist cantilever
- Preservation of finger and thumb mobility
- Additional Velcro straps for hand stabilisation
- Immediate mobilisation of the wrist is possible

ROM ELBOW BRACE

With control of forearm rotation (supination / pronation) and limitation of flexion / extension



Adjustable position of the retaining grip

ARTICLE NUMBER

07520

SIZE IN CM

23		2	
Circumference of the middle of the forearm	18 - 28	Circumference of the middle of the biceps	25 - 33
S	18 - 28	M	26 - 33
M	26 - 33	L	30 - 38
L	30 - 36	XL	33 - 38
XL	33 - 38		40 - 48

- Colour:
- Can be worn on the R and L

INDICATIONS

- Conservative / post-operative
- Elbow luxations with accompanying injuries
- Fractures
- Soft tissue injuries

EFFECT/TECHNIQUE

- Immobilisation of the elbow joint
- Movement control through treatment-guided, adjustable range of movement
- Early passive mobilisation
- Rapid progress with active mobilisation
- Hand grip with supination / pronation and flexion / extension settings
- Movement-restricting ROM joint, adjustable without a tool from 0° to 150° in 30° increments

SOLUTIONS FOR THE HAND

Highly elastic comfort zone in the thumb area

Removable, circular strap for individual relief

Soft support edge with reduced pressure



RELEVANT HERE:
Patient information for the hand
Article No. 09302

Breathable 3D flat knitted fabric with recycled yarn

SPORLASTIC AIR-MATRIX silicone pad

SUPREME series:
Physiotherapy to go
Access to therapy exercises and application instructions via QR code in the product packaging



MANUDYN® SUPREME

PRODUCT AND INDICATION FINDER



	80	81	82	82	83	85	89	90	92	94
Page number	80	81	82	82	83	85	89	90	92	94
Arthritis/arthrosis	•	•	•	•	•	•				
Arthropathy of the wrist	•	•		•	•	•				
Sprain	•	•	•	•		•				
Drop hand				•		•	•	•	•	
Wrist fracture, stable	•	•	•	•		•	•	•		
Early functional post-operative follow-on treatment				•		•	•		•	
Plaster cast (following removal)	•	•	•	•		•	•	•		
Radial wrist instability	•	•	•							
Scaphoid injuries			•							
Carpal tunnel syndrome			•	•	•	•	•	•		
Conservative treatment of the early stages of aseptic bony necrosis of the carpus				•		•		•		
Lunatomalacia				•				•		
Dupuytren's contracture							•		•	
Night-time splinting								•	•	
Navicular pseudo-arthritis			•	•				•	•	
Paresis of the radial nerve of the hand							•	•	•	•
Peripheral irritation of the ulnar nerve in the Guyon canal					•					
Plegia							•		•	•
Lateral ligament lesion, ulnar metacarpophalangeal joint			•							
Tendon sheath inflammation	•	•		•		•		•		
Excessive strain	•	•								

MANUDYN® SUPREME

Wrist support with AIR-MATRIX silicone pad for dynamic stabilisation



Breathable 3D flat knitted fabric with recycled yarn

SPORLASTIC AIR-MATRIX silicone pad

Removable, circular strap for individual relief



Physiotherapy to go
Access to therapy exercises and application instructions via QR code in the product packaging



MANUDYN®

Dynamic wrist support for stabilisation



Volar reinforcement bar, thermoplastically mouldable



Silicone pad

Circular knit for a firm hold for the proximal phalanx of the thumb

Integrated thumb stabilisers



ARTICLE NUMBER

07157

SIZE IN CM

6 Wrist circumference	
XS	14 - 15
S	15 - 16
M	16 - 17
L	17 - 18
XL	18 - 19
XXL	19 - 21

- Colours:
- Please specify R or L

INDICATIONS

- Conservative / post-operative
- Sprains
- Tendon sheath inflammation
- Wrist strain symptoms
- Following fractures
- Following removal of plaster casts
- Inflammatory conditions (post-traumatic, post-operative, rheumatism-related)

EFFECT

- SPORLASTIC AIR-MATRIX silicone pad: Anatomically shaped for relief of the ulnar head
- Stabilisation in a functional position
- Stress reduction
- Activation of the venous and lymphatic system through compression
- Reduction of swelling and improved reabsorption of effusions
- Reduction of pain and restoration of hand function

TECHNIQUE

- Breathable 3D flat knitted fabric with recycled yarn
- Soft support edge with reduced pressure
- Innovative stretching zone to make it easy to put on and for optimum stabilisation
- Highly elastic comfort zone in the thumb area
- Removable, circular strap for individual relief
- Thermoplastically mouldable and removable volar reinforcement bar

ARTICLE NUMBER

07057

SIZE IN CM

6 Wrist circumference	
XS	14 - 15
S	15 - 16
M	16 - 17
L	17 - 18
XL	18 - 19
XXL	19 - 21

- Colours:
- Please specify R or L

INDICATIONS

- Conservative / post-operative
- Sprains
- Tendon sheath inflammation
- Wrist strain symptoms
- Following fractures
- Following removal of plaster casts
- Inflammatory conditions (post-traumatic, post-operative, rheumatism-related)

EFFECT/TECHNIQUE

- Stabilisation in a functional position
- Stress reduction
- Activation of the venous and lymphatic system through compression
- Reduction of swelling and improved reabsorption of effusions
- Reduction of pain and restoration of hand function
- Integrated silicone pad for relief of the ulnar head
- Easy to put on thanks to improved knit in the wrist area
- Elastic wrist strap for adjustable pressure thanks to Velcro fastener

ARTICLE NUMBER

07657

SIZE IN CM

6 Wrist circumference	
XS	14 - 15
S	15 - 16
M	16 - 17
L	17 - 18
XL	18 - 19
XXL	19 - 21

- Colour:
- Please specify R or L

INDICATIONS

- Conservative / post-operative
- Chronic, post-traumatic or post-operative inflammation in the wrist area with thumb involvement
- Sprains
- Tendon sheath inflammation
- Wrist strain symptoms with thumb involvement
- Ulnar and radial ligament instability with thumb involvement
- Following fractures
- Inflammatory conditions (post-traumatic, post-operative, rheumatism-related)

EFFECT/TECHNIQUE

- Additional plastic shells and circular knit for thumb stabilisation
- Otherwise as with MANUDYN®

MANU-HIT® POLLEX

Wrist brace with thumb enclosure



MANU-HIT®

Wrist brace with volar and dorsal reinforcement



MANU-HIT® CARPAL

Carpal tunnel syndrome brace with CTS-RELIEF-PAD to protect against pressure irritation



Mouldable aluminium inlay



Custom-mouldable volar and dorsal reinforcement bars



SOFTEDGE TECHNOLOGY: Soft material blend for maximum wearing comfort

CTS RELIEF PAD: Anatomically shaped with exposure of the carpal tunnel and the median nerve



Physiotherapy to go
Access to therapy exercises and application instructions via QR code in the product packaging



ARTICLE NUMBER

07645

SIZE IN CM

6 Wrist circumference

XS	13 - 15
S	15 - 17
M	17 - 19
L	19 - 22
XL	22 - 25

- Length: 18 cm
- Colours:
- Please specify R or L

INDICATIONS

- Conservative / post-operative
- Injuries to the carpal bones
- Arthrosis of the radial parts of the carpus
- Arthrosis, sprain, ulnar lateral ligament lesion of the metacarpophalangeal joint
- Scaphoid injuries
- Carpal tunnel syndrome
- Radial instability of the wrist
- Peripheral radial nerve paralysis with drop hand and poor abduction of the thumb

EFFECT/TECHNIQUE

- Stabilisation and partial immobilisation through thumb enclosure in a functional position
- Preservation of grip function
- Reduction of strain on the carpal bones, joint capsule and ligaments
- Anatomically pre-moulded reinforcement inlay
- SOFT-EDGE TECHNOLOGY: Soft material blend for maximum wearing comfort

ARTICLE NUMBER

07035

SIZE IN CM

6 Wrist circumference

XS	13 - 15
S	15 - 17
M	17 - 19
L	19 - 22
XL	22 - 25

- Length: 18 cm
- Colours:
- Please specify R or L

KIDS

87035

6 Wrist circumference

C	12 - 14
---	---------

- Length: 17 cm
- Colour:
- Please specify R or L

INDICATIONS

- Conservative / post-operative
- Following sprains
- Tendon sheath inflammation
- Arthrosis of the wrist
- Wrist strain symptoms
- Injuries to the carpal bones
- Following removal of plaster casts
- Navicular pseudoarthrosis
- Drop hand
- Lunatomalacia
- Rheumatoid arthritis
- Carpal tunnel syndrome

EFFECT/TECHNIQUE

- Reinforced stabilisation and restriction of movement
- Reduction of strain on the carpal bones, joint capsule and ligaments
- Closely fits the body's shape
- Fixation of the carpus, free mobility of the thumbs and fingers
- Custom-mouldable volar and dorsal reinforcement bars
- SOFT-EDGE TECHNOLOGY: Soft material blend for maximum wearing comfort

ARTICLE NUMBER

07233

SIZE IN CM

6 Wrist circumference

XS	13 - 15
S	15 - 17
M	17 - 19
L	19 - 22
XL	22 - 25

- Length: 18 cm
- Colours:
- Please specify R or L

INDICATIONS

- Conservative / post-operative
- Carpal tunnel syndrome
- Tendon sheath inflammation
- Arthrosis of the wrist
- Peripheral irritation of the ulnar nerve in the Guyon canal
- Post-operative immobilisation
- Post-operative residual symptoms

EFFECT

- Relief of carpal tunnel
- Fixation in functional position
- Avoidance of further narrowing of the carpal tunnel cross-section
- Protection against pressure irritation in the area of the carpal tunnel
- Promotion of oedema drainage in the wrist and vascular system

TECHNIQUE

- CTS RELIEF PAD: anatomically shaped with exposure of the carpal tunnel, the median nerve, one-piece, individually positionable and removable using micro-Velcro
- Closure system: Three supple micro-Velcro fasteners and slip stop
- Optimum anatomical fit, also possible with conical forearm shapes
- Custom-adjustable thumb fastener
- Custom-mouldable volar and dorsal reinforcement bars



Custom-mouldable volar and dorsal reinforcement bars



SOFT-EDGE TECHNOLOGY: Soft material blend for maximum wearing comfort

Custom-mouldable volar and dorsal reinforcement bar

ARTICLE NUMBER

- 07031 Length: 18 cm
- 07032 Length: 22 cm

SIZE IN CM

6 Wrist circumference	
XS	13 - 15
S	15 - 17
M	17 - 19
L	19 - 22
XL	22 - 24
XS only with Art. No. 07031	

INDICATIONS

- Conservative / post-operative
- Wrist sprain trauma
- Tendon sheath inflammation
- Arthrosis of the wrist
- Strain symptoms
- Following removal of plaster casts
- Navicular pseudoarthrosis
- Drop hand
- Lunatomalacia
- Rheumatoid arthritis
- Carpal tunnel syndrome

EFFECT/TECHNIQUE

- Reinforced stabilisation and restriction of movement
- Reduction of strain on the carpal bones, joint capsule and ligaments
- Closely fits the body's shape
- Fixation of the carpus, free mobility of the thumbs and fingers
- **Article No. 07031**
- Colours:
- Please specify R or L
- **Article No. 07032**
- Colour:
- Please specify R or L

ARTICLE NUMBER

07640

SIZE IN CM

6 Wrist circumference	
XS	13 - 15
S	15 - 17
M	17 - 19
L	19 - 22
XL	22 - 24

- Length: 18 cm
- Colour:
- Please specify R or L

INDICATIONS

- Conservative / post-operative
- Arthrosis of the radial parts of the carpus
- Arthrosis, sprain, ulnar lateral ligament lesion of the metacarpophalangeal joint
- Scaphoid injuries
- Carpal tunnel syndrome
- Radial instability of the wrist
- Peripheral radial nerve paralysis with drop hand and poor abduction of the thumb

EFFECT/TECHNIQUE

- Stabilisation and partial immobilisation through thumb enclosure in a functional position
- Preservation of grip function
- Reduction of strain on the carpal bones, joint capsule and ligaments
- Anatomically pre-moulded reinforcement inlay

ARTICLE NUMBER

07642

SIZE IN CM

6 Wrist circumference	
1	13 - 17
2	17 - 21
• Length: 18 cm	
• Colours: 	
• Can be worn on the R and L	

INDICATIONS

- Conservative / post-operative
- Arthrosis of the wrist
- Severe sprains
- Early functional post-operative follow-on treatment after the first dressing change
- Strain arthropathies
- Interim care following plaster casts
- Conservative treatment of the early stages of aseptic bony necrosis of the carpus
- Drop hand

EFFECT

- Stabilising and movement-restricting
- Reduction of strain on the carpal bones, joint capsule and ligaments
- Fixation of the carpus, free mobility of the thumbs and fingers

TECHNIQUE

- Self-aligning, supple Y strap with elastic and inelastic components for optimum stabilisation, even at high activity levels
- Volar micro-Velcro enables the pretensioning of the circular Y strap
- Breathable, open design
- Right and left marking for intuitive replacement of the reinforcement bar
- Custom-mouldable volar and dorsal reinforcement bar

MANU-CAST® ORGANIC

Wrist brace for immobilisation



MANU-CAST® ORGANIC P

Wrist brace with thumb fixation for immobilisation



NEW



Self-aligning thumb bridge

High breathability due to the organic structure of the ORGANIC FRAMES and the spacer knit of the 3D SPACE KNITS



Physiotherapy to go
Access to therapy exercises and application instructions via QR code in the product packaging



NEW



Dynamic positioning of the thumb

Smart handling thanks to gripping aid and slip stop



Supple pads relieve pressure on the straps



Physiotherapy to go
Access to therapy exercises and application instructions via QR code in the product packaging



ARTICLE NUMBER

07059

SIZE IN CM

6 Wrist circumference	1	13 - 18
	2	18 - 21

- Colour:
- Please specify R or L

INDICATIONS

- Conservative / post-operative
- Damage in the hand in the area of the wrist and the middle of the hand
- For immobilisation of the wrist with free movement of the thumb and fingers
- All indications requiring immobilisation of the wrist in at least two movement directions with free finger mobility, such as:
 - Preoperatively
 - Post-traumatic
 - Carpal tunnel syndrome/CTS
 - Inflammatory conditions
 - Degeneration
 - Rheumatological conditions

EFFECT

- Relief, immobilisation of the wrist
- Positioning in the physiological or therapeutically necessary hand/forearm position
- Thumb and fingers remain freely mobile

TECHNIQUE

- Excellent breathability due to the organic structure of the ORGANIC FRAME and the spacer fabric of the 3D SPACE KNIT
- QUICK CLICK SYSTEM offers intuitive handling and positioning after changing or washing
- Optimised fit thanks to excellent adaptability
- Low brace weight due to optimised use of material
- Made from recycled materials

Accessories:

3D SPACE KNIT frame pad
MANU-CAST® ORGANIC

Article No. 17059

ARTICLE NUMBER

07159

SIZE IN CM

6 Wrist circumference	1	13 - 18
	2	18 - 21

- Colour:
- Please specify R or L

INDICATIONS

- Conservative / post-operative
- Damage in the hand in the area of the wrist and the middle of the hand
- For immobilisation of the wrist with immobilisation of the thumb and free movement of the fingers
- All indications requiring immobilisation of the wrist with a finger and thumb fixation, such as:
 - Preoperatively
 - Post-traumatic
 - Carpal tunnel syndrome/CTS
 - Inflammatory conditions
 - Degeneration
 - Rheumatological conditions

EFFECT

- Relief, immobilisation of the wrist and thumb
- Positioning in the physiological or therapeutically necessary hand/thumb/forearm position
- Fingers remain freely mobile

TECHNIQUE

- Excellent breathability due to the organic structure of the ORGANIC FRAME and the spacer fabric of the 3D SPACE KNIT
- QUICK CLICK SYSTEM offers intuitive handling and positioning after changing or washing
- Optimised fit thanks to excellent adaptability
- Low brace weight due to optimised use of material
- Made from recycled materials

Accessories:

3D SPACE KNIT frame pad
MANU-CAST® ORGANIC P

Article No. 17159

MANU-CAST® ORGANIC D

Wrist brace with finger fixation for immobilisation



MANU-CAST® ORGANIC DP

Wrist brace with finger and thumb fixation for immobilisation



NEW



High breathability due to the organic structure of the ORGANIC FRAMES and the spacer knit of the 3D SPACE KNITS

Dynamic positioning of the fingers



Physiotherapy to go
Access to therapy exercises and application instructions via QR code in the product packaging



NEW



Dynamic positioning of thumb and finger



Physiotherapy to go
Access to therapy exercises and application instructions via QR code in the product packaging



ARTICLE NUMBER

07259

SIZE IN CM

6 Wrist circumference	
1	13 - 18
2	18 - 21

- Colour:
- Please specify R or L

INDICATIONS

- Conservative / post-operative
- Damage in the hand in the area of the wrist and the middle of the hand
- For immobilisation of the wrist with immobilisation of the fingers and free movement of the thumb
- All indications requiring immobilisation of the wrist with a finger fixation, such as:
 - Preoperatively
 - Post-traumatic
 - Carpal tunnel syndrome/CTS
 - Inflammatory conditions
 - Degeneration
 - Rheumatological conditions

EFFECT

- Relief, immobilisation of the wrist and fingers
- Positioning in physiological or therapeutically necessary hand/finger/forearm position, based on functional and intrinsic-plus position
- Thumb remains freely mobile

TECHNIQUE

- Excellent breathability due to the organic structure of the ORGANIC FRAME and the spacer fabric of the 3D SPACE KNIT
- QUICK CLICK SYSTEM offers intuitive handling and positioning after changing or washing
- Optimised fit thanks to excellent adaptability
- Low brace weight due to optimised use of material
- Made from recycled materials

Accessories:

3D SPACE KNIT frame pad
MANU-CAST® ORGANIC D

Article No. 17259

ARTICLE NUMBER

07359

SIZE IN CM

6 Wrist circumference	
1	13 - 18
2	18 - 21

- Colour:
- Please specify R or L

INDICATIONS

- Conservative / post-operative
- Damage in the hand in the area of the wrist and the middle of the hand
- For immobilisation of the wrist, with immobilisation of the fingers and thumb
- All indications requiring immobilisation of the wrist with a finger and thumb fixation, such as:
 - Preoperatively
 - Post-traumatic
 - Carpal tunnel syndrome/CTS
 - Inflammatory conditions
 - Degeneration
 - In the event of paralysis
 - Rheumatological conditions

EFFECT

- Relief, immobilisation of the wrist, fingers and thumb
- Positioning in physiological or therapeutically necessary hand/thumb/forearm position, based on functional and intrinsic-plus position

TECHNIQUE

- Excellent breathability due to the organic structure of the ORGANIC FRAME and the spacer fabric of the 3D SPACE KNIT
- QUICK CLICK SYSTEM offers intuitive handling and positioning after changing or washing
- Optimised fit thanks to excellent adaptability
- Low brace weight due to optimised use of material
- Made from recycled materials

Accessories:

3D SPACE KNIT frame pad
MANU-CAST® ORGANIC DP

Article No. 17359

MANU-CAST®

Volar hand brace with cushioned inlay



MANU-CAST® DORSAL

Dorsal hand brace with cushioned inlay



MANU-HIT® DIGITUS

Wrist brace with finger support



Removable cushioned inlay, washable



Mouldable volar reinforcement bar



ARTICLE NUMBER

07214

SIZE IN CM

7 Width of the hand over the metacarpophalangeal joints

S	7 - 9
M	9 - 10
L	10 - 11.5
XL	11.5 - 13

- Colour:
- Please specify R or L

INDICATIONS

- Conservative / post-operative
- Severe sprains
- Tendon sheath inflammation
- Following removal of plaster casts
- Strain arthropathies
- Carpal tunnel syndrome
- Arthrosis of the wrist
- Arthritis in the wrist and carpal region
- Lunatomalacia
- Navicular pseudoarthrosis
- Paresis of the radial nerve

EFFECT/TECHNIQUE

- Secure volar positioning and stabilisation of the wrist
- Extremely lightweight, thermally mouldable material
- Steplessly securable Velcro fasteners
- Removable cushioned inlay

ARTICLE NUMBER

07213

SIZE IN CM

7 Width of the hand over the metacarpophalangeal joints

S	7 - 9
M	9 - 10
L	10 - 11.5

- Colour:
- Please specify R or L

INDICATIONS

- Conservative / post-operative
- Severe sprains
- Tendon sheath inflammation
- Following removal of plaster casts
- Strain arthropathies
- Arthrosis of the wrist
- Arthritis in the wrist and carpal region
- Navicular pseudoarthrosis
- Paresis of the radial nerve

EFFECT/TECHNIQUE

- Dorsal stabilisation of the wrist
- Preservation of grip function
- Extremely lightweight, thermally mouldable material
- Steplessly securable Velcro fasteners
- Removable cushioned inlay

ARTICLE NUMBER

07333

SIZE IN CM

8 Hand length

1	13 - 17
2	17 - 21

- Colour:
- Can be worn on the R and L

INDICATIONS

- Conservative / post-operative
- Night-time splint in combination with occlusion dressings
- Rheumatoid arthritis
- Acute carpal tunnel syndrome
- Metacarpo-phalangeal joint sprains
- Following stable fractures and the removal of plaster casts
- Strain arthropathies
- Arthrosis
- Paralysis of the hand and fingers
- Dupuytren's contracture

EFFECT

- Stabilisation of the wrist, metacarpal and finger joints with sub-total immobilisation
- Avoidance of wrist and finger contractures

TECHNIQUE

- Fixation of the finger joints with Velcro strap
- Easy to put on and take off thanks to dorsal closure

MANU-HiT® AIR



Wrist brace with integrated air chamber system for mobilisation of wrist and fingers



Semi-dynamic and formable, volar reinforcement bar with aluminium core for optimum position

MANU-HiT® AIR T



Wrist brace with integrated air chamber system for mobilising the wrist, fingers and thumb



MANU-HiT® AIR ROLL



Wrist brace with integrated air chamber system for mobilisation of the hand and fingers



Air chamber can be regulated via the air pump for dynamic positioning of the fingers

Applies for:
MANU-HiT® AIR,
MANU-HiT® AIR T and
MANU-HiT® AIR ROLL

ARTICLE NUMBER

07355

SIZE IN CM

7 Width of the hand over the metacarpophalangeal joints

1	8 - 12
2	10 - 13

- Colour:
- Please specify R or L

INDICATIONS

- Conservative / post-operative
- Post-traumatic
- Chronic PCP
- For flaccid and spastic paralysis of the wrist and fingers

EFFECT/TECHNIQUE

- To prevent malpositions of the wrist and finger
- To avoid hand and finger flexion contractures in the case of neurological diseases
- Breathable padding for excellent comfort while wearing
- Easy to put on with circular Velcro fasteners
- Replacement cover is included.
- Air chamber can be regulated via the air pump for dynamic positioning of the wrist and fingers

ARTICLE NUMBER

07356

SIZE IN CM

7 Width of the hand over the metacarpophalangeal joints

1	8 - 12
2	10 - 13

- Colour:
- Please specify R or L

INDICATIONS

- Conservative / post-operative
- Post-traumatic
- Chronic PCP
- For flaccid and spastic paralysis of the wrist, fingers and thumb

EFFECT/TECHNIQUE

- To prevent malpositions of the wrist, fingers and thumb
- To avoid hand, finger and thumb flexion contractures in the case of neurological diseases
- Additional guidance and stabilisation of the thumb
- Air chamber can be regulated via the air pump for dynamic positioning of the wrist, fingers and thumb
- Otherwise as with MANU-HiT® AIR

ARTICLE NUMBER

07357

SIZE

- One size only
- Colour:
- Please specify R or L

INDICATIONS


- Conservative / post-operative
- Post-traumatic
- Chronic PCP
- For flaccid and spastic paralysis of the hand and fingers

EFFECT

- To prevent malpositions of the fingers
- To avoid hand and finger flexion contractures in the case of neurological diseases

TECHNIQUE

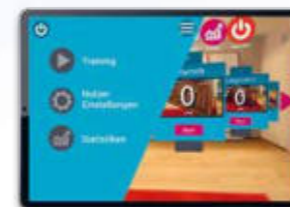
- Breathable padding for excellent comfort while wearing
- Easy to put on with a Velcro fastener
- Air chamber can be regulated via the air pump for dynamic positioning of the fingers



3-PILLAR CONCEPT

1. Hand in functional position
2. Mobilisation and self-led training
3. Computer-assisted, motor repetition training for individual, group and self-led therapy

NEW



Virtual reality application for cognitive exercises powered by



ARTICLE NUMBER

02810

SIZE

- One size only
- Colour: ■
- Can be used on both sides

INDICATIONS

- Conservative / post-operative
- Pareses requiring positioning assistance, e.g. following a stroke
- Plegias of the hand
- Central movement limitations and spasticity of the arm and hand region

EFFECT

- Reduction of oedema
- Passive and active contracture prophylaxis
- Tone regulation
- Improved tactile perception
- Early self-led training
- Improved amenity to therapy

TECHNIQUE

- Positioning system with anatomical hand support
- Velcro fastening disc can be secured with press studs
- Surface can be wiped with disinfectant
- Includes two textile hygiene covers
- Accessory for passive and dynamic positioning
- Recess for computer mouse (computer mouse is not included)
- Can be used for extensive therapeutic exercises - including at home
- Includes exercise manual

Further information via digital@sporlastic.de

SIZE

One size only

INDICATIONS

- All indications where cognitive exercises are necessary
- Hemiparesis/hemiplegia
- Phantom pain
- Complex regional pain syndrome (CRPS)
- Multiple sclerosis
- Parkinson's disease
- Sudeck's disease

EFFECT

- Derived from the principle of mirror therapy
- Therapeutic exercises in a virtual environment

TECHNIQUE

- New training possibilities thanks to virtual reality
- Easy communication between patient and therapist
- Increased motivation thanks to gamification
- Digital documentation of the entire rehabilitation process

NEURO-RESTRICT

Immobilisation brace for CIMT therapy



3-part product set



WRIST SUPPORT

With volar reinforcement bar



WRIST SUPPORT

With volar reinforcement bar



WRIST SUPPORT

7.5 cm wide, with stabilisation strap and Velcro fastener



ARTICLE NUMBER

02830

SIZE IN CM

11	Body circumference
1	70 - 100
2	100 - 130

- Colour:
- Can be worn on the R and L

INDICATIONS

- Unilateral paresis of the upper limb
- Performance of CIMT (Constraint Induced Movement Therapy)/ forced-use/Taub training

EFFECT

- Prevention of use of the unaffected arm by virtue of its fixation
- Suppression of unwanted compensatory movements
- Stabilisation of the trunk

TECHNIQUE

- Customisable
- Velcro fastening for arm and hand fixation
- The healthy arm can be pulled free in an emergency

ARTICLE NUMBER

07207

INDICATIONS

- Conservative / post-operative
- Sprains
- Tendon sheath inflammation
- Strain symptoms
- Following plaster cast removal
- Navicular pseudo-arthritis

SIZE IN CM

6	Wrist circumference
XS	13 - 15
S	15 - 17
M	17 - 19
L	19 - 22
XL	22 - 25

- Length: 18 cm
- Colours:
- Please specify R or L

ARTICLE NUMBER

07033

INDICATIONS

- Conservative / post-operative
- Degenerative or rheumatological symptoms
- Tendon sheath inflammation

SIZE IN CM

6	Wrist circumference
XS	13 - 15
S	15 - 17
M	17 - 19
L	19 - 22
XL	22 - 25

- Length: 18 cm
- Colour:
- Please specify R or L

Accessories:

FOR EPI HiT® AND EPI HiT® CLASSIC

Article No. 01125

INDICATIONS

- Conservative / post-operative
- Sprains
- Mild instability

SIZE

One size only

- Colours:
- Can be worn on the R and L

SOLUTIONS FOR THUMBS AND FINGERS



RELEVANT HERE:
Patient information for the thumb
Article No. 09303

RHIZO-HIT®

PRODUCT AND INDICATION FINDER

	RHIZO-HIT®	THUMB SADDLE JOINT BRACE	ELASTIC THUMB SUPPORT	RHIZOSPLINT®	RHIZO-RING®	RHIZO-RING® SOFT
Page number	100	101	102	102	103	103
Arthrosis	•	•	•	•	•	•
Ligament instability	•	•	•	•	•	•
Fractures	•			•		
Joint misalignment					•	•
Navicular pseudo-arthritis		•				
Inflammation of the carpo-metacarpal joint						•
Rhizarthrosis	•	•	•	•	•	•
Tendon inflammation		•		•		
Lateral ligament lesion	•	•	•	•		
Tendovaginitis	•		•			



ARTICLE NUMBER

07610

SIZE IN CM

6 Wrist circumference	
XS	13 - 15
S	15 - 17
M	17 - 19
L	19 - 21

- Colours:
- Can be worn on the R and L

INDICATIONS

- Conservative / post-operative
- Injuries, tendon instabilities in the area of the metacarpo-phalangeal and carpo-metacarpal joint (e.g. skier's thumb)
- Arthrosis of the radial carpus and MCP 1
- Moderate to severe rhizarthrosis with marked subluxation with/without hypermobility of the carpo-metacarpal joint
- de Quervain's tendovaginitis stenosans
- Mobile phone thumb
- Following fractures

EFFECT

- Stabilisation of the metacarpo-phalangeal and carpo-metacarpal joint
- Restriction of wrist movement
- Preservation of grip function

TECHNIQUE

- Anatomically mouldable aluminium inlay
- Circular strap with forearm sling and block to prevent sliding out

ARTICLE NUMBER

07605

SIZE IN CM

6 Wrist circumference	
S	15 - 17
M	17 - 19
L	19 - 21

- Colours:
- Can be worn on the R and L

INDICATIONS

- Conservative / post-operative
- Injuries, tendon instabilities in the area of the metacarpo-phalangeal and carpo-metacarpal joint (e.g. skier's thumb)
- Arthrosis of the radial carpus and MCP 1
- Moderate to severe rhizarthrosis with marked subluxation with/without hypermobility of the carpo-metacarpal joint
- de Quervain's tendovaginitis stenosans
- Mobile phone thumb
- Following fractures

EFFECT/TECHNIQUE

- Stabilisation of the metacarpo-phalangeal and carpo-metacarpal joint
- Limitation of freedom of movement in the wrist
- Preservation of grip function
- Thermally mouldable reinforcement inlay

ARTICLE NUMBER

07151

SIZE IN CM

6 Wrist circumference	
S	15 - 17
M	17 - 19
L	19 - 21

- Colours:
- Please specify R or L

INDICATIONS

- Conservative / post-operative
- Ulnar lateral ligament lesion of MCP 1 (e.g. skier's thumb)
- Partial immobilisation of the radial carpus, metacarpo-phalangeal and carpo-metacarpal joint in cases of saddle joint arthrosis
- Arthrosis of the radial carpus and MCP 1
- Navicular pseudoarthrosis

EFFECT/TECHNIQUE

- Partial immobilisation of the metacarpo-phalangeal and carpo-metacarpal joint as well as the carpus
- Preservation of grip function
- Wrist remains freely mobile
- Prevention of waterlogging
- Excellent breathability
- Enables air circulation
- Thermally mouldable

ELASTIC THUMB SUPPORT

Elastic wrist support for thumb stabilisation



Integrated thumb stabilisers

ARTICLE NUMBER

07053

SIZE IN CM

6 Wrist circumference	
XS	14 - 15
S	15 - 16
M	16 - 17
L	17 - 18
XL	18 - 19.5

- Colours:
- Can be worn on the R and L

INDICATIONS

- Conservative / post-operative
- Injuries in the area of the metacarpo-phalangeal and carpo-metacarpal joint
- Ulnar and radial ligament instability
- Early-onset rhizarthrosis
- de Quervain's tendovaginitis stenosans
- Mobile phone thumb

EFFECT/TECHNIQUE

- Stabilisation of the metacarpo-phalangeal and carpo-metacarpal joint
- Pain inhibition during situations of exertion
- Latex-free knit with seamless elastic cuffs
- Anatomical fit
- Very thin support edge with reduced pressure for excellent comfort while wearing

RHIZOSPLINT®

Rhizarthrosis brace for immobilisation of the metacarpo-phalangeal and carpo-metacarpal joint



Firm material for high stabilisation

ARTICLE NUMBER

07212

SIZE IN CM

6 Wrist circumference	
S	15 - 17
M	17 - 19
L	19 - 21

- Colour:
- Please specify R or L

INDICATIONS

- Conservative / post-operative
- Moderate rhizarthrosis with marked subluxation
- Arthrosis of the metacarpo-phalangeal joint
- Ligament instability
- Tendon inflammation in the area of the thumb
- Previous fracture in the area of the metacarpo-phalangeal joint, 1st Metacarpal, carpo-metacarpal joint

EFFECT/TECHNIQUE

- Immobilisation of arthrotic and unstable carpo-metacarpal joint in the functional position
- Immobilisation of hypermobile metacarpo-phalangeal joints
- Free mobility of the wrist
- Counteraction of subluxation
- Sweat-absorbing lining stocking
- Thermally mouldable material

RHIZO-RING®

Rhizarthrosis brace for stabilisation of the carpo-metacarpal joint



Soft material for high and pleasant wearing comfort

ARTICLE NUMBER

07601

SIZE IN CM

6 Wrist circumference	
S	15 - 17
M	17 - 19
L	19 - 21

- Colours:
- Please specify R or L

INDICATIONS

- Conservative / post-operative
- Post-traumatic
- Degenerative inflammation
- Early-onset to mildly advanced rhizarthrosis with tendency towards subluxation
- Functional symptoms in the carpo-metacarpal joint caused by recurrent joint misalignment

EFFECT/TECHNIQUE

- Dynamic stabilisation of the carpo-metacarpal joint in slight abduction position
- Largely functional preservation of thumb mobility and pain reduction
- Ring brace made from plastic
- Thermoplastically mouldable
- Grindable material
- Excellent for everyday use
- Firm material for high stabilisation

RHIZO-RING® SOFT

Rhizarthrosis brace for stabilisation of the carpo-metacarpal joint



Soft material for high and pleasant wearing comfort

ARTICLE NUMBER

07603

SIZE IN CM

6 Wrist circumference	
S	15 - 17
M	17 - 19
L	19 - 21

- Colour:
- Please specify R or L

INDICATIONS

- Conservative / post-operative
- Post-traumatic
- Degenerative inflammation
- Early-onset to mildly advanced rhizarthrosis with tendency towards subluxation
- Functional symptoms in the carpo-metacarpal joint caused by recurrent joint misalignment
- Inflammation of the carpo-metacarpal joint

EFFECT/TECHNIQUE

- Soft material for high and pleasant wearing comfort
- Otherwise as with RHIZO-RING®

NOTES

HOW TO MEASURE CORRECTLY

Platinum	Platinum/orange
Black	Orange/blue
Beige	Black/colour
White	Transparent/orange
Grey	Black/grey

- 1 Neck height**
Distance between the prominence of the occipital bone and the forward-protruding spinous process of the 7th Cervical vertebra
- 1a Neck circumference**
Measured over the larynx
- 1b Height of the cervical collar**
Face forwards, lower edge of the chin down to the sternoclavicular
- 2 Circumference of the middle of the biceps**
- 3 Elbow circumference**
Circumference around the elbow joint space (extended)
- 4 Arm circumference**
Largest circumference of the forearm
- 5 Forearm length**
Length from the middle of the elbow to the knuckle of the index finger
- 6 Wrist circumference**
- 7 Width of the hand over the metacarpo-phalangeal joints**
- 8 Hand length**
Length from the wrist to the tip of the finger measured on the inside of the hand
- 9 Chest circumference**
Above the chest below the axillae
- 10 Waist circumference**
- 11 Body circumference**
- 12 Pelvis circumference**
- 13 Back length**
While seated from C7 (vertebra prominens) to the chair surface
- 14 Circumference 15 cm above the knee joint space**
- 15 "f" measurement**
14 cm above the knee joint space
- 16 Knee joint circumference**
Extended
- 17 "d" measurement**
14 cm below the knee joint space
- 18 Distal tibia circumference**
- 19 Ankle circumference**
Behind the pad
- 20 Circumference of the forefoot**
Behind the pad
- 21 Height of fibular head**
The height from the floor to the head of the fibula
- 22 Height of ankle joint**
The outer ankle height from the floor to the middle of the ankle
- 23 Circumference of the middle of the forearm**



SPORLASTIC ORTHOPAEDICS

BETTER IN MOTION

SPORLASTIC GERMANY

SPORLASTIC GmbH

Medical Products

Weberstraße 1 • 72622 Nürtingen • Germany

Postfach 14 48 • 72604 Nürtingen • Germany

Telephone +49 7022 705181

Fax +49 7022 705113

info@sporlastic.de • www.sporlastic.de




MANU-HiIT®
CARPAL

SPORLASTIC QUALITY



SPORLASTIC DIGITAL



www.facebook.com/sporlastic



www.youtube.com/sporlastic



www.instagram.com/sporlastic_official



de.linkedin.com/company/sporlastic



The product catalogue and all of our product brochures are also available digitally at www.sporlastic.de/service/downloads

SPORLASTIC ENGAGEMENT



Official professional partner to the BDR



Official partner to Anne Sauer



Print product
ClimatePartner.com/53152-2111-1001

